



THE MILITARIZATION OF THE U.S. EXECUTIVE AGENCIES

Non-Military Purchases of Guns, Ammunition,
and Military-Style Equipment FY2015-FY2019

 OpenTheBooks Oversight Report



OPENTHEBOOKS.COM



AMERICAN TRANSPARENCY

THE MILITARIZATION OF THE U.S. EXECUTIVE AGENCIES

PUBLISHED: DECEMBER 2020

By: Adam Andrzejewski – Founder and CEO of OpenTheBooks.com

Thomas W. Smith – Chairman of OpenTheBooks.com

“OpenTheBooks is doing the work I envisioned when the Coburn-Obama bill became law. Their innovative app and other tools are putting sunlight through a magnifying glass.”

U.S. Senator Tom Coburn, MD

Washington, D.C. | March 11, 2014

Dedicated to Dr. Tom Coburn

OpenTheBooks Honorary Chairman

Rest In Peace - March 28, 2020

OUR REPORT MADE POSSIBLE BY:

The “Federal Funding Accountability and Transparency Act of 2006”

Sponsors: Sen. Tom Coburn (R-OK) & Sen. Barack Obama (D-IL)

(Public Law 109-282, 109th Congress)

“Is the spending in the public interest or the special interest?”

– U.S. Sen. Tom Coburn, MD

“I know that restoring transparency is not only the surest way to achieve results, but also to earn back the trust in government...”

– U.S. Sen. Barack Obama



PROLOGUE

AFTER GRABBING LEGAL POWER, FEDERAL BUREAUCRATS ARE AMASSING FIREPOWER.

Over the past couple of decades, the size, scope, and power of the federal government has dramatically grown. For example, the Environmental Protection Agency (EPA) owns 600 guns.

There are 458 ‘Special Office of Inspector General Agents’ within Health and Human Services (HHS) armed with sophisticated weaponry and trained by military Special Forces contractors.

The special agents at the National Aeronautics and Space Administration (NASA) are equipped with machine guns and AR15s. Even the Smithsonian Institution now employs 620-armed ‘special agents,’ up from zero officers (2008).

But these security forces pale in comparison to the Department of Homeland Security. DHS owns 259,891 guns (not including the Transportation Security Administration which doesn’t offer disclosure).

Why does the Internal Revenue Service (IRS) need 4,500 guns and five million rounds of ammunition? Why did HHS purchase four million rounds over the last eight years and stockpile five submachine guns? And what about the 800,000 rounds purchased by the Social Security Administration (SSA)?

Conservatives argue that it is hypocritical for political leaders to criticize private gun-ownership while simultaneously equipping non-military agencies with hollow-point bullets and military style equipment.

Progressives, on the other hand, have raised concerns about militarizing police agencies with tank-like vehicles and heavy weapons.

Our organization, at OpenTheBooks.com, is dedicated to bringing this information into the public square, so We The People can become a more informed electorate.

WHO WE ARE

American Transparency (OpenTheBooks.com) is a public charity. We do not accept government money. Our oversight reports present hard data so citizens, media, think tanks, politicians, and watchdogs can “follow the money.” Hard facts are non-partisan and enhance the public discourse.



SCOPE & METHODOLOGY

Our *OpenTheBooks Oversight Report: Militarization of the U.S. Federal Agencies* quantified the purchase of guns, ammunition, and military-style equipment by the executive agencies of the United States between fiscal years 2015 through 2019.

Our auditors acquired the federal spending data via the “Federal Funding Accountability and Transparency Act of 2006.” Job counts of law enforcement officers are provided by the Bureau of Justice Statistics in the latest year available, 2016. To the extent that the government makes mistakes in the disclosure of the data, our report will replicate those errors.

In our analysis, we made a distinction between those federal agencies that have a “traditional law enforcement” purpose vs. those that with a “general administrative” purpose.

Our report includes seven agencies within the Department of Homeland Security, five agencies within the Department of Justice, and the State Department under the umbrella of traditional law enforcement agencies.

Administrative agencies include Health and Human Services (HHS), Internal Revenue Service (IRS), Environmental Protection Agency (EPA), Social Security Agency (SSA), National Aeronautics and Space Administration (NASA), and many others.



CONTENTS

- Prologue..... 1
- Scope & Methodology & Background..... 2
- Contents..... 3
- Top 10 Takeaways..... 4
- Overview..... 6

PART 1: GENERAL & ADMINISTRATIVE AGENCIES CASE STUDIES.....8-28

- Flashback: Use-It-Or-Lose-It Spending..... 11
- Internal Revenue Service (IRS)..... 12
- Department of Veterans Affairs..... 16
- Executive Office of the President (EOP)..... 20
- Health & Human Services (HHS)..... 21
- Social Security Administration (SSA) 22
- Environmental Protection Agency (EPA)..... 23
- National Aeronautics & Space Administration (NASA)..... 24
- Animal & Plant Health Inspection Service (APHIS)..... 26

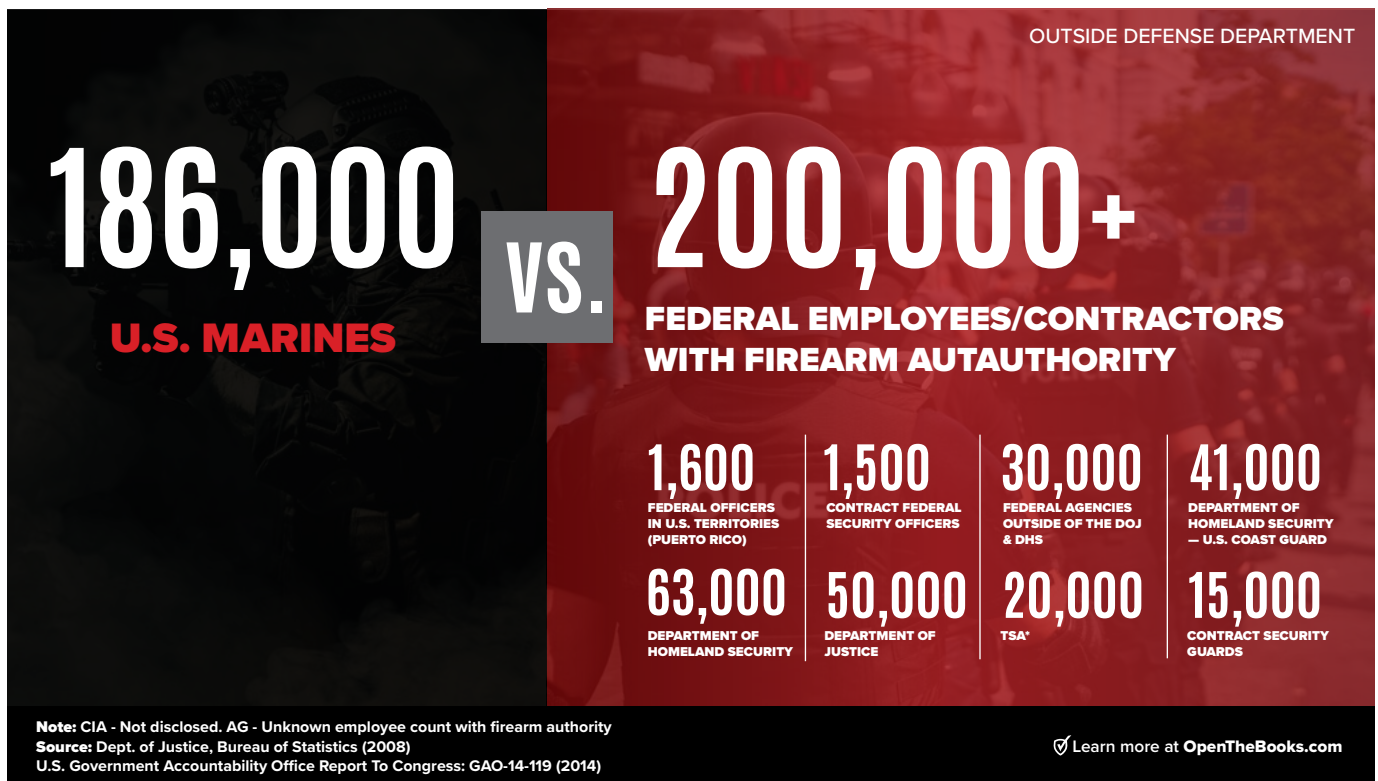
PART 2: TRADITIONAL LAW ENFORCEMENT AGENCIES CASE STUDIES...29-43

- Department of Homeland Security (DHS)..... 31
- U.S. Customs & Border Protection (CBP)..... 33
- U.S. Immigration & Customs Enforcement (ICE)..... 35
- Department of Justice (DOJ)..... 36
- Federal Bureau of Investigation (FBI)..... 39
- Department of State..... 41

- Please Donate to OpenTheBooks..... 47
- Previous Oversight..... 48
- About American Transparency..... 49

TOP 10 TAKEAWAYS

- 1 One hundred three executive agencies** outside of the Department of Defense spent **\$2.7 billion** on guns, ammunition, and military-style equipment between fiscal years 2006 and 2019 (inflation adjusted). Nearly **\$1 billion (\$944.9 million)** was spent between fiscal years 2015 and 2019 alone.
- 2 Non-military federal spending on guns and gear** averaged **\$192 million** per year since 2006 (inflation adjusted). In the last two years, spending averaged **\$173 million**, about ten-percent below the long-term average.
- 3 We estimate** that there are now more federal officers with firearm authority (200,000+) than U.S. Marines (186,000).



- 4 Seventy-six administrative agencies** spent \$110.6 million on guns, ammunition, and military-style equipment between fiscal years 2015 and 2019.

Examples included:

- Internal Revenue Service
- Veterans Affairs
- Executive Office of the President
- Small Business Administration (SBA)
- Smithsonian Institution
- Social Security Administration
- National Oceanic and Atmospheric Administration
- Animal Health Inspection Service



5 **Twenty-seven traditional law enforcement agencies** spent \$800 million on guns, ammunition, and military-style equipment during fiscal years 2015 and 2019.

Examples included:

- Federal Bureau of Investigation
- Customs and Border Protection
- Immigration and Customs Enforcement
- Bureau of the Prisons
- U.S. Marshals Service
- Alcohol, Tobacco, and Firearms
- Secret Service



6 **Weak controls:** Department of Homeland Security lost **228 guns** in the most recent audited three-year period. DHS also lost 1,889 badges and 25 secure immigration stamps.

7 **Use-It-Or-Lose-It year-end spending spree:** **\$1.5 million** spent by non-military, non-traditional law enforcement agencies on **guns, ammunition, and military-style equipment** in the last month of fiscal year 2019. Spending by Veterans Affairs (VA) included **\$650,964** worth of ammunition, handguns, and a “military police long gun program” with AR15-style weaponry.

8 **The Internal Revenue Service,** with its 2,159 “Special Agents,” spent **\$21.3 million** on guns, ammunition and military-style equipment between fiscal years 2006 and 2019. The agency stockpiled 4,500 guns and five million rounds of ammunition.

9 **The VA** spent **\$25.5 million** including **11 million rounds of ammunition** since 2010. The VA has 3,957 law enforcement officers guarding medical centers.

10 **Since 2006,** federal agencies spent **\$355,775** on paintball equipment, **\$4.4 million** on grenades/launchers, **\$7.9 million** on unmanned vehicles/aircraft, **\$8.75 million** on projectiles, **\$11 million** on buckshot, and **\$37.6 million** on Tasers.



OVERVIEW

FEDERAL AGENCY SPENDING ON GUNS, AMMUNITION, AND MILITARY-STYLE EQUIPMENT (FY2006-2019) OUTSIDE OF THE DEPARTMENT OF DEFENSE

YEAR	FEDERAL FUNDING (NOMINAL DOLLARS)	FEDERAL FUNDING (INFLATION ADJUSTED DOLLARS)
2006	\$126,209,413	\$162,346,916
2007	\$137,263,614	\$171,025,051
2008	\$119,357,303	\$144,593,577
2009	\$145,835,611	\$170,120,672
2010	\$161,742,843	\$189,320,522
2011	\$203,007,133	\$233,786,410
2012	\$224,706,173	\$250,848,572
2013	\$211,753,952	\$231,595,459
2014	\$150,042,291	\$161,724,025
2015	\$171,091,896	\$181,472,618
2016	\$185,441,739	\$196,457,364
2017	\$208,745,902	\$218,394,078
2018	\$168,599,519	\$172,713,347
2019	\$175,821,740	\$175,821,739
TOTAL	\$2,389,619,129	\$2,660,220,350

Source: Federal Funding Accountability and Transparency Act of 2006
Inflation adjustment from Bureau of Labor Statistics (consumer price index)

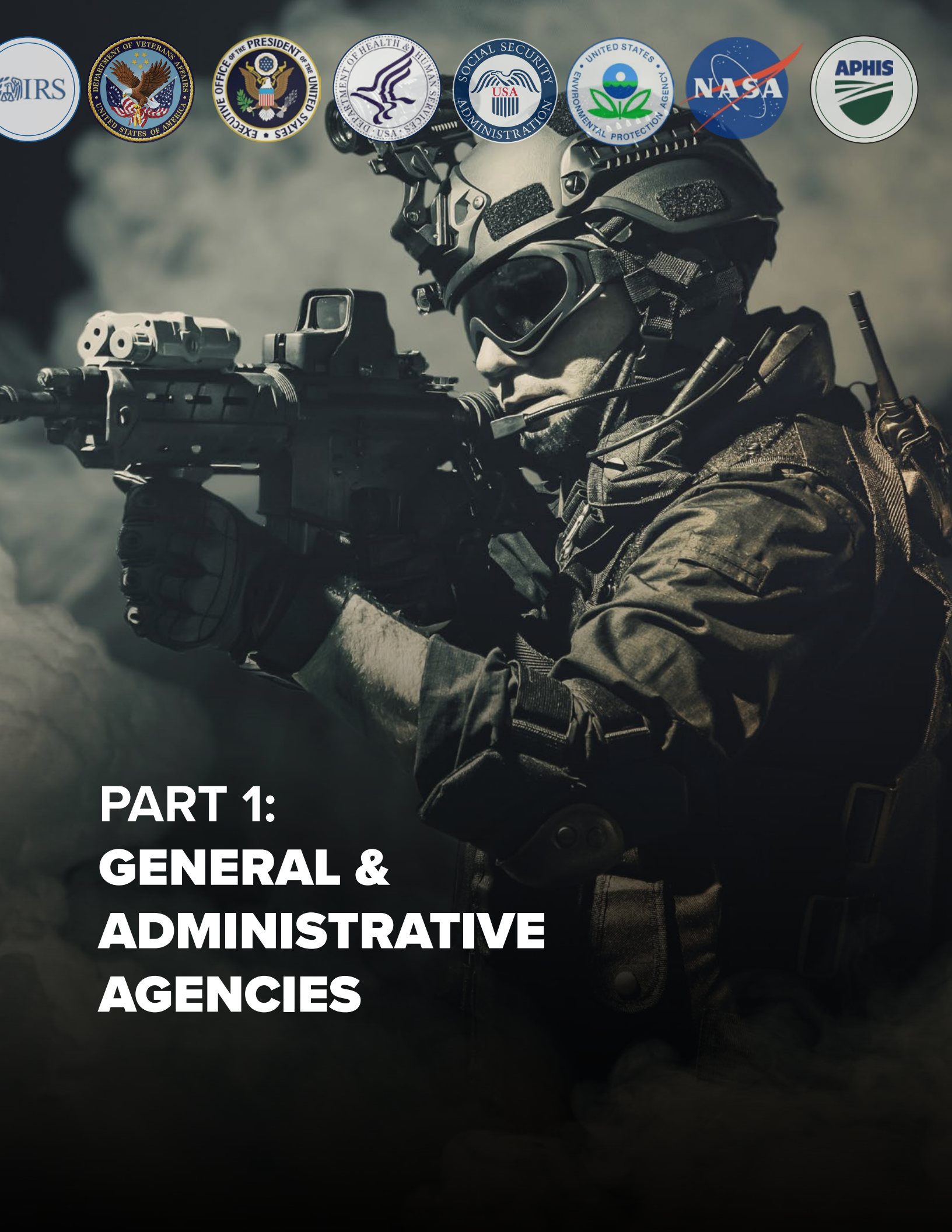
During fiscal years 2015-2019, 103 agencies within 37 departments outside of the Department of Defense spent **\$944.9 million** on guns, ammunition, and military-style equipment (inflation adjusted). Since 2006, the total cost amounted to \$2.7 billion, inflation-adjusted (source: Consumer Price Index).

During the Obama years, purchase costs ranged from \$144.6 million (2008) to \$250.9 million (2012). During the Trump administration, purchases ranged between \$172.7 million (2018) to \$218.4 million (2017).

FEDERAL DEPARTMENTS PURCHASING GUNS, AMMUNITION, AND MILITARY-STYLE EQUIPMENT (FY2015-2019)

YEAR	FEDERAL FUNDING
DEPARTMENT OF HOMELAND SECURITY (DHS)	\$385,727,268
DEPARTMENT OF JUSTICE (DOJ)	\$231,435,026
DEPARTMENT OF STATE (DOS)	\$182,159,415
DEPARTMENT OF THE INTERIOR (DOI)	\$19,482,648
DEPARTMENT OF TRANSPORTATION (DOT)	\$16,657,189
DEPARTMENT OF HEALTH AND HUMAN SERVICES (HHS)	\$13,839,131
DEPARTMENT OF THE TREASURY (TREAS)	\$11,971,320
DEPARTMENT OF VETERANS AFFAIRS (VA)	\$11,624,381
DEPARTMENT OF AGRICULTURE (USDA)	\$8,628,694
DEPARTMENT OF ENERGY (DOE)	\$7,854,294
EXECUTIVE OFFICE OF THE PRESIDENT (EOP)	\$5,782,419
CORPS OF ENGINEERS - CIVIL WORKS (USACE)	\$3,897,273
AGENCY FOR INTERNATIONAL DEVELOPMENT (USAID)	\$2,395,417
GENERAL SERVICES ADMINISTRATION (GSA)	\$2,272,124
DEPARTMENT OF COMMERCE (DOC)	\$2,064,534
DEPARTMENT OF LABOR (DOL)	\$686,501
DEPARTMENT OF HOUSING AND URBAN DEVELOPMENT (HUD)	\$566,455
ENVIRONMENTAL PROTECTION AGENCY (EPA)	\$536,335
SOCIAL SECURITY ADMINISTRATION (SSA)	\$449,825
NATIONAL AERONAUTICS AND SPACE ADMINISTRATION (NASA)	\$354,006
SMITHSONIAN INSTITUTION (SI)	\$339,895
DEPARTMENT OF EDUCATION (ED)	\$124,915
COURT SERVICES AND OFFENDER SUPERVISION AGENCY (CSOSA)	\$114,100
OFFICE OF PERSONNEL MANAGEMENT (OPM)	\$80,784
NATIONAL GALLERY OF ART (SI)	\$80,428
SMALL BUSINESS ADMINISTRATION (SBA)	\$73,091
CONSUMER PRODUCT SAFETY COMMISSION (CPSC)	\$60,320
SECURITIES AND EXCHANGE COMMISSION (SEC)	\$58,700
BROADCASTING BOARD OF GOVERNORS (BBG)	\$58,098
NUCLEAR REGULATORY COMMISSION (NRC)	\$54,038
RAILROAD RETIREMENT BOARD (RRB)	\$50,088
THE JUDICIAL BRANCH (JUD BRANCH)	\$42,004
FEDERAL LABOR RELATIONS AUTHORITY (FLRA)	\$19,800
FEDERAL COMMUNICATIONS COMMISSION (FCC)	\$10,494
NATIONAL TRANSPORTATION SAFETY BOARD (NTSB)	\$10,000
NATIONAL SCIENCE FOUNDATION (NSF)	\$4,250
NATIONAL ARCHIVES AND RECORDS ADMINISTRATION (NARA)	\$1,453

Source: Federal Funding Accountability and Transparency Act of 2006



**PART 1:
GENERAL &
ADMINISTRATIVE
AGENCIES**

General and administrative agencies are those whose primary mandate is the implementation of legislative acts.

Elected officials in Congress and a skeptical public have questioned the amounts and types of weaponry spent by agencies whose primary purpose is not law enforcement.



SCOPE:
76 FEDERAL AGENCIES



TOTAL SPENDING FY2015-FY2019:
\$110.6 MILLION



GUNS AND AMMUNITION:
\$53.4 MILLION



EQUIPMENT:
\$57.2 MILLION

GENERAL AND ADMINISTRATIVE AGENCIES PURCHASES BY YEAR (FY2006-FY2019)

YEAR	FEDERAL FUNDING (NOMINAL DOLLARS)	FEDERAL FUNDING (INFLATION ADJUSTED DOLLARS)
2006	\$38,400,000	\$49,395,060
2007	\$20,300,000	\$25,292,999
2008	\$20,900,000	\$25,318,984
2009	\$21,200,000	\$24,730,298
2010	\$22,000,000	\$25,751,071
2011	\$90,100,000	\$103,760,667
2012	\$58,200,000	\$64,971,009
2013	\$46,300,000	\$50,638,345
2014	\$17,600,000	\$18,970,270
2015	\$21,648,756	\$22,962,257
2016	\$19,678,223	\$20,847,149
2017	\$31,606,050	\$33,066,872
2018	\$15,701,622	\$16,084,741
2019	\$21,977,548	\$21,977,548
TOTAL	\$445,612,198	\$503,767,270

Source: Federal Funding Accountability and Transparency Act of 2006
Inflation adjustment from Bureau of Labor Statistics (consumer price index)

GENERAL AND ADMINISTRATIVE AGENCIES PURCHASES OF GUNS, AMMUNITION, AND MILITARY-STYLE EQUIPMENT (FY2015-FY2019)

AGENCY	FEDERAL FUNDING	AGENCY	FEDERAL FUNDING
FEDERAL AVIATION ADMINISTRATION	\$14,849,804	AGRICULTURAL RESEARCH SERVICE	\$625,505
DEPARTMENT OF VETERANS AFFAIRS	\$11,624,381	OFFICE OF THE INSPECTOR GENERAL	\$576,968
OFFICE OF THE ASSISTANT SECRETARY FOR ADMINISTRATION (ASA)	\$11,512,250	ENVIRONMENTAL PROTECTION AGENCY	\$536,335
NATIONAL PARK SERVICE	\$10,245,444	UNITED STATES MINT	\$490,801
INTERNAL REVENUE SERVICE	\$8,697,142	PUBLIC BUILDINGS SERVICE	\$461,720
DEPARTMENT OF ENERGY	\$7,839,990	SOCIAL SECURITY ADMINISTRATION	\$449,825
EXECUTIVE OFFICE OF THE PRESIDENT	\$5,782,419	OFFICE OF POLICY, MANAGEMENT, & BUDGET	\$379,000
ANIMAL & PLANT HEALTH INSPECTION SERVICE	\$3,900,483	NATIONAL AERONAUTICS & SPACE ADMINISTRATION	\$354,006
U.S. ARMY CORPS OF ENGINEERS - CIVIL PROGRAM	\$3,897,273	DEPARTMENT OF HOUSING AND URBAN DEVELOPMENT	\$353,362
FOREST SERVICE	\$3,329,876	NATIONAL INSTITUTES OF HEALTH	\$345,973
AGENCY FOR INTERNATIONAL DEVELOPMENT	\$2,395,417	SMITHSONIAN INSTITUTION	\$339,895
DEPARTMENTAL OFFICES	\$2,178,836	BUREAU OF INDIAN AFFAIRS	\$299,969
U.S. FISH & WILDLIFE SERVICE	\$1,744,014	BUREAU OF INDUSTRY & SECURITY	\$278,773
OFFICE OF INSPECTOR GENERAL	\$1,694,942	DEPARTMENT OF COMMERCE	\$236,884
OFFICE OF THE INSPECTOR GENERAL FOR TAX ADMINISTRATION	\$1,676,390	SPECIAL INSPECTOR GENERAL FOR THE TROUBLED ASSET RELIEF PROGRAM	\$146,992
BUREAU OF LAND MANAGEMENT	\$1,664,482	DEPARTMENT OF EDUCATION	\$124,915
FEDERAL ACQUISITION SERVICE	\$1,596,665	FOOD AND NUTRITION SERVICE	\$124,686
FEDERAL RAILROAD ADMINISTRATION	\$1,459,415	CENTERS FOR DISEASE CONTROL AND PREVENTION	\$119,262
NATIONAL OCEANIC AND ATMOSPHERIC ADMINISTRATION	\$1,434,899	CYBERSECURITY & INFRASTRUCTURE SECURITY AGENCY	\$117,616
FOOD AND DRUG ADMINISTRATION	\$1,433,020	COURT SERVICES & OFFENDER SUPERVISION AGENCY	\$114,100
BUREAU OF RECLAMATION	\$1,422,802	OFFICE OF THE SECRETARY	\$113,979
BUREAU OF INDIAN AFFAIRS & BUREAU OF INDIAN EDUCATION	\$1,270,840	GENERAL SERVICES ADMINISTRATION	\$102,788
BUREAU OF ENGRAVING AND PRINTING	\$849,335	IMMEDIATE OFFICE OF THE SECRETARY OF TRANSPORTATION	\$94,037

Source: Federal Funding Accountability and Transparency Act of 2006

GENERAL AND ADMINISTRATIVE AGENCIES PURCHASES OF GUNS, AMMUNITION, AND MILITARY-STYLE EQUIPMENT, CONT. (FY2015-FY2019)

AGENCY	FEDERAL FUNDING	AGENCY	FEDERAL FUNDING
INSPECTOR GENERAL	\$88,185	INDIAN HEALTH SERVICE	\$26,056
OFFICE OF PERSONNEL MANAGEMENT	\$80,784	FINANCIAL CRIME ENFORCEMENT NETWORK	\$22,476
NATIONAL GALLERY OF ART	\$80,428	FEDERAL LABOR RELATIONS AUTHORITY	\$19,800
OFFICE OF THE SECRETARY OF THE INTERIOR	\$75,800	US GEOLOGICAL SURVEY	\$18,375
SMALL BUSINESS ADMINISTRATION	\$73,091	NATURAL RESOURCES CONSERVATION SERVICE	\$18,057
CONSUMER PRODUCT SAFETY COMMISSION	\$60,320	USDA, OFFICE OF COMMUNICATION	\$17,783
SECURITIES AND EXCHANGE COMMISSION	\$58,700	ASSISTANT SECRETARY FOR NUCLEAR ENERGY	\$14,304
UNITED STATES AGENCY FOR GLOBAL MEDIA, BBG	\$58,098	USDA, OFFICE OF OPERATIONS	\$11,400
OFFICE OF THE ASSISTANT SECRETARY FOR ADMINISTRATION AND MANAGEMENT	\$55,687	FEDERAL COMMUNICATIONS COMMISSION	\$10,494
NUCLEAR REGULATORY COMMISSION	\$54,038	NATIONAL TRANSPORTATION SAFETY BOARD	\$10,000
RAILROAD RETIREMENT BOARD	\$50,088	GEOLOGICAL SURVEY	\$8,688
BUREAU OF LABOR STATISTICS	\$42,456	USDA, OFFICE OF THE CHIEF INFORMATION OFFICER	\$8,640
ADMINISTRATIVE OFFICE OF THE U.S. COURTS	\$42,004	DEPARTMENT OF AGRICULTURE	\$5,213
FEDERAL HIGHWAY ADMINISTRATION	\$30,967	NATIONAL SCIENCE FOUNDATION	\$4,250
FOOD SAFETY & INSPECTION SERVICE	\$29,520	NATIONAL ARCHIVES AND RECORDS ADMINISTRATION	\$1,453

Source: Federal Funding Accountability and Transparency Act of 2006

FLASHBACK: USE-IT-OR-LOSE-IT SPENDING



LOADING THE GUN LOCKER IN SEPTEMBER 2019

The year-end spending spree included \$1.5 million spent on guns, ammunition, and military-style equipment by non-military, non-traditional law enforcement agencies. These agencies included Veterans Affairs (VA), Treasury, Interior, Education, Health And Human Services, Agriculture, and Labor.

Example: the VA purchased \$650,964 worth of ammunition, handguns, and a “military police long gun program” with AR15-style weaponry.

CASE STUDY 1: INTERNAL REVENUE SERVICE (IRS)



TOTAL SPENDING (FY2015-FY2019): \$8.7 MILLION
GUNS AND AMMUNITION: \$4.5 MILLION
EQUIPMENT: \$4.2 MILLION

Mission: “provide America’s taxpayers top quality service by helping them understand, meet their tax responsibilities, and enforce the law with integrity and fairness to all.”

TOP ITEMS PURCHASED (FY2015-FY2019) INTERNAL REVENUE SERVICE (IRS)

Ammunition \$3.5 MILLION	Ballistic shields \$179,000
Personal armor \$3 MILLION	Night vision binoculars \$89,820
Quick reaction capability equipment \$966,895	Steiner military marine binoculars \$47,538
Glock 9 mm Model 19 \$855,000	Garrett hand wands \$43,522
Surveillance vans \$855,000	

Source: Federal Funding Accountability and Transparency Act of 2006

**AS OF JANUARY 1, 2019,
THE IRS OWNED 4,600 GUNS
AND STOCKPILED 5 MILLION
ROUNDS OF AMMUNITION.**

**THIS INCLUDED:
621 SHOTGUNS
539 LONG-BARREL RIFLES
15 SUBMACHINE GUNS**

Source: GAO – Government Accountability Office

BREAKDOWN OF SPENDING BY YEAR (FY2006-FY2019)

YEAR	FEDERAL FUNDING (NOMINAL DOLLARS)	FEDERAL FUNDING (INFLATION ADJUSTED DOLLARS)	YEAR	FEDERAL FUNDING (NOMINAL DOLLARS)	FEDERAL FUNDING (INFLATION ADJUSTED DOLLARS)
2006	\$575,801	\$740,669	2014	\$1,070,456	\$1,153,797
2007	\$673,043	\$838,585	2015	\$481,706	\$510,932
2008	\$822,105	\$995,926	2016	\$1,035,133	\$1,096,622
2009	\$1,052,279	\$1,227,508	2017	\$2,867,820	\$3,000,369
2010	\$1,413,857	\$1,654,924	2018	\$1,377,222	\$1,410,825
2011	\$2,275,130	\$2,620,077	2019	\$2,935,261	\$2,935,261
2012	\$1,685,642	\$1,881,750	TOTALS	\$19,408,928	\$21,317,862
2013	\$1,143,473	\$1,250,617			

Source: Federal Funding Accountability and Transparency Act of 2006
 Inflation adjustment from Bureau of Labor Statistics (consumer price index)

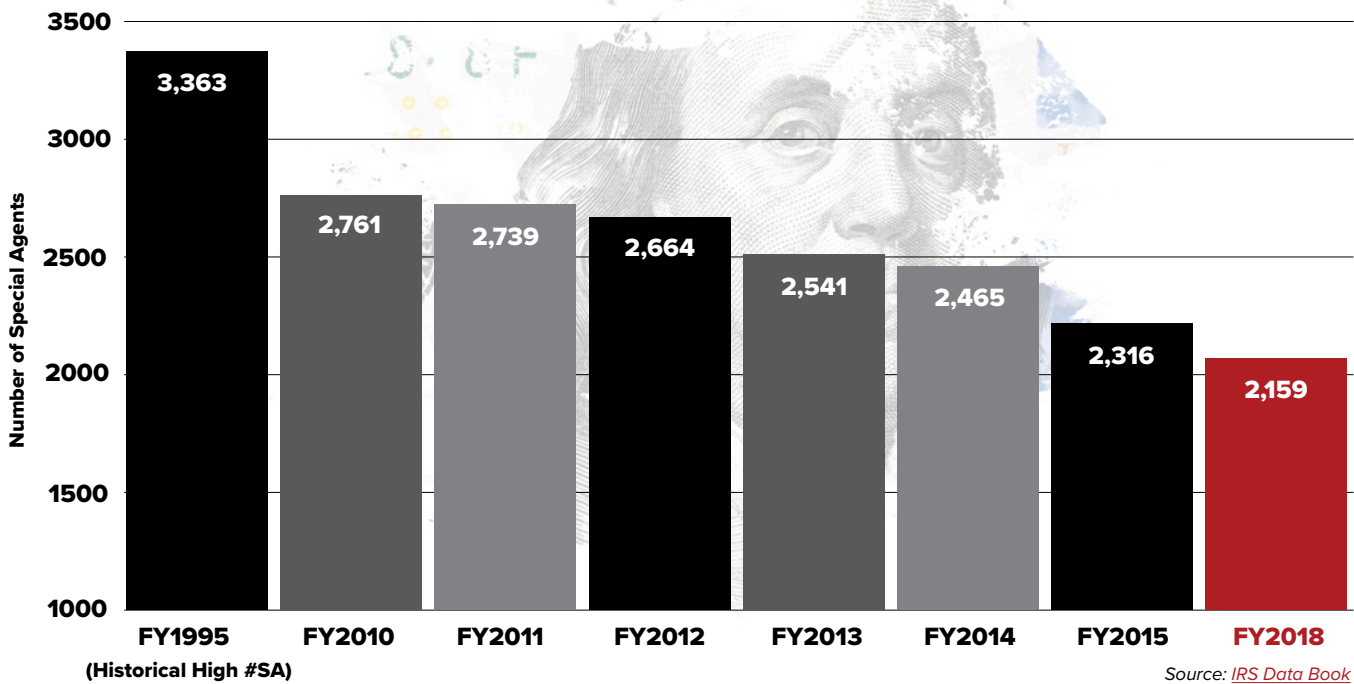
Under Section 7801 of the Internal Revenue Code, the IRS has statutory authority to enforce tax laws.

Therefore, the IRS employs 2,159 Special Agents (2018 and latest year available) who are investigative forensic accountants utilizing specialized technology to uncover sophisticated schemes to defraud the government, as well as assist in counterterrorism and anti-narcotics efforts.

Historically, this IRS Criminal Investigation (CI) division jailed Al Capone, solved the Lindbergh kidnapping and broke the operations of major organized crime. Today, IRS CI prioritizes offshore tax evasion, stolen identity, refund fraud, money laundering, political corruption, terrorist financing, narcotics trafficking, sovereign citizen movement, and more.

Since a record high in FY1995, the number of IRS ‘Special Agents’ declined. In fact, the employed agent head count decreased by over 1,200 personnel during the period 1995-2018.

**IRS CRIMINAL INVESTIGATION
SPECIAL AGENT STAFFING & ATTRITION**



IRS statement:

“Officers enforce tax laws and support tax administration to ensure compliance with the law and combat fraud. Investigations focus on tax fraud, abusive tax schemes, identity theft, public corruption, virtual currency, cyber-crimes, and narcotics-related financial crimes.”

BELOW IS AN ACCOUNTING OF THE TYPES OF WEAPONS THAT IRS SPECIAL AGENTS DEPLOY:

HANDGUNS & AMMUNITION



- 1 Glock 22** .40 Caliber
- 2 Glock 23** .40 Caliber
- 3 Glock 27** .40 Caliber

When the threat of violence is elevated, IRS Special Agents carry long guns after executive approval is obtained from headquarters.



LONG GUNS & AMMUNITION



- 1 Remington 870** 2¾ 00 Buck / 2¾ Slug
- 2 Remington 11-87** 2¾ 00 Buck / 2¾ Slug
- 3 S&W M&P15** .223 / 5.56

The IRS Special Agent is also involved with the federal Continuity of Operations (COOP) program in the occasion of a triggering event. CI Special Agents are responsible for the security of the COOP site as well as law enforcement duties involved in responding to the threat itself.

Source: [FEMA](#)

COOP members would deploy the weapon listed below:



H&K 416 .223 / 5.56



WHAT GUNS, AMMUNITION AND MILITARY-STYLE EQUIPMENT DID THE IRS PURCHASE? (FY2006-FY2019)



.40 Caliber Ammunition



.40 Caliber S&W 165 Grain



9mm Marking Cartridges



Pellet 00 Buckshot



Rifle Ammunition



Shotgun Ammunition



Simunitions



Remington Ammunition



Speer 40 Caliber Ammunition



Duty Ammunition



Glock Pistols



STO Smith & Wesson Brand



Trigger Locks



Caliber 5.7mm Guns & Ammo



HK416 Rifles



Model M&P15T Rifles



Ballistic Protective Vests



Bullet Proof Vests



Blackhawk Vests



Body Armor



Glock 'Safe Action' Tactical Lights



Aimpoint Micro Scopes



Night Vision Adapter



Night Vision Monocular



Night Vision Scope



ATN Night Storm Gen 4 Night Vision



4X32 Trijicon Acog with 7.0



Contraband Inspection Kits



HK Mags



OC Spray



Stack-On Security Pistol Box



Ballistic Shield



Fire Resistant Safes



Remington 870 Looped

***Additional Items:** Firing Range/Defensive Tactics Training • Glock Pistols 9SEE0 • 'Hitman Suits' • Stingray and Radio with Dual Mode • Magazines • STO Shotguns 9SEE0 • Frangible Ammunition • .40 Caliber Guns and Ammunition • Black Singlepoint • Target Backboards • Troy Gun Sights • Vehicle-Clear Clearing Barrels • and many more...

CASE STUDY 2: DEPARTMENT OF VETERANS AFFAIRS (VA)



**TOTAL SPENDING (FY2015-FY2019):
\$11.6 MILLION**

**GUNS AND AMMUNITION:
\$7.7 MILLION**

**EQUIPMENT:
\$4 MILLION**

Mission: “Fulfill President Lincoln’s promise ‘to care for him who shall have borne the battle, and for his widow, and his orphan’ by servicing and honoring the men and women who are America’s veterans.”



Since 2006, the VA purchased \$25.5 million in guns, ammunition, and military-style equipment.

BREAKDOWN OF SPENDING BY YEAR (FY2006-FY2019)


YEAR	FEDERAL FUNDING (NOMINAL DOLLARS)	FEDERAL FUNDING (INFLATION ADJUSTED DOLLARS)	YEAR	FEDERAL FUNDING (NOMINAL DOLLARS)	FEDERAL FUNDING (INFLATION ADJUSTED DOLLARS)
2006	\$712,582	\$916,615	2013	\$1,577,763	\$1,725,600
2007	\$398,844	\$496,943	2014	\$1,068,941	\$1,152,164
2008	\$1,207,920	\$1,463,316	2015	\$1,442,644	\$1,530,174
2009	\$1,255,366	\$1,464,413	2016	\$2,019,837	\$2,139,819
2010	\$1,504,193	\$1,760,662	2017	\$2,657,453	\$2,780,278
2011	\$2,024,487	\$2,331,433	2018	\$2,586,426	\$2,649,533
2012	\$1,911,452	\$2,133,831	2019	\$2,918,021	\$2,918,021
			TOTALS	\$23,285,929	\$25,462,802

Source: Federal Funding Accountability and Transparency Act of 2006
Inflation adjustment from Bureau of Labor Statistics (consumer price index)

BREAKDOWN OF SPENDING BY PRODUCT SERVICE CODE
(FY2015-FY2019)

PRODUCT SERVICE CODE	FEDERAL FUNDING
AMMUNITION, THROUGH 30MM	\$3,860,185
GUNS, THROUGH 30MM	\$2,428,393
ARMOR, PERSONAL	\$1,151,016
ARMAMENT TRAINING DEVICES	\$1,005,999
CHEMICAL WEAPONS AND EQUIPMENT	\$693,587
MISCELLANEOUS WEAPONS	\$459,010
MISCELLANEOUS AMMUNITION	\$406,681
NIGHT VISION EQUIPMENT, EMITTED AND REFLECTED RADIATION	\$381,511
MAINT/REPAIR/REBUILD OF EQUIPMENT- WEAPONS	\$239,280
AMMUNITION, OVER 30MM UP TO 75MM	\$232,597
GUNS, OVER 30MM UP TO 75MM	\$177,549
TACTICAL SETS, KITS, AND OUTFITS	\$173,910
ELECTRONIC COUNTERMEASURES, COUNTER-COUNTERMEASURES AND QUICK REACTION CAPABILITY EQUIPMENT	\$104,870
ASSEMBLIES INTERCHANGEABLE BETWEEN WEAPONS IN TWO OR MORE CLASSES	\$91,354
WEAPONS MAINTENANCE AND REPAIR SHOP SPECIALIZED EQUIPMENT	\$77,196
GUNS, OVER 300MM	\$64,576
R&D - DEFENSE OTHER: AMMUNITION (BASIC RESEARCH)	\$41,109
AMMUNITION, OVER 125MM	\$26,755
SPECIALIZED AMMUNITION HANDLING AND SERVICING EQUIPMENT	\$4,960
MILITARY CHEMICAL AGENTS	\$3,841

Source: Federal Funding Accountability and Transparency Act of 2006



THE VA PURCHASED
**11 MILLION ROUNDS
 OF AMMUNITION** –
 EQUIVALENT TO 2,800
 ROUNDS FOR EACH OF
 THEIR 3,957 OFFICERS
 (FY2010-FY2018).

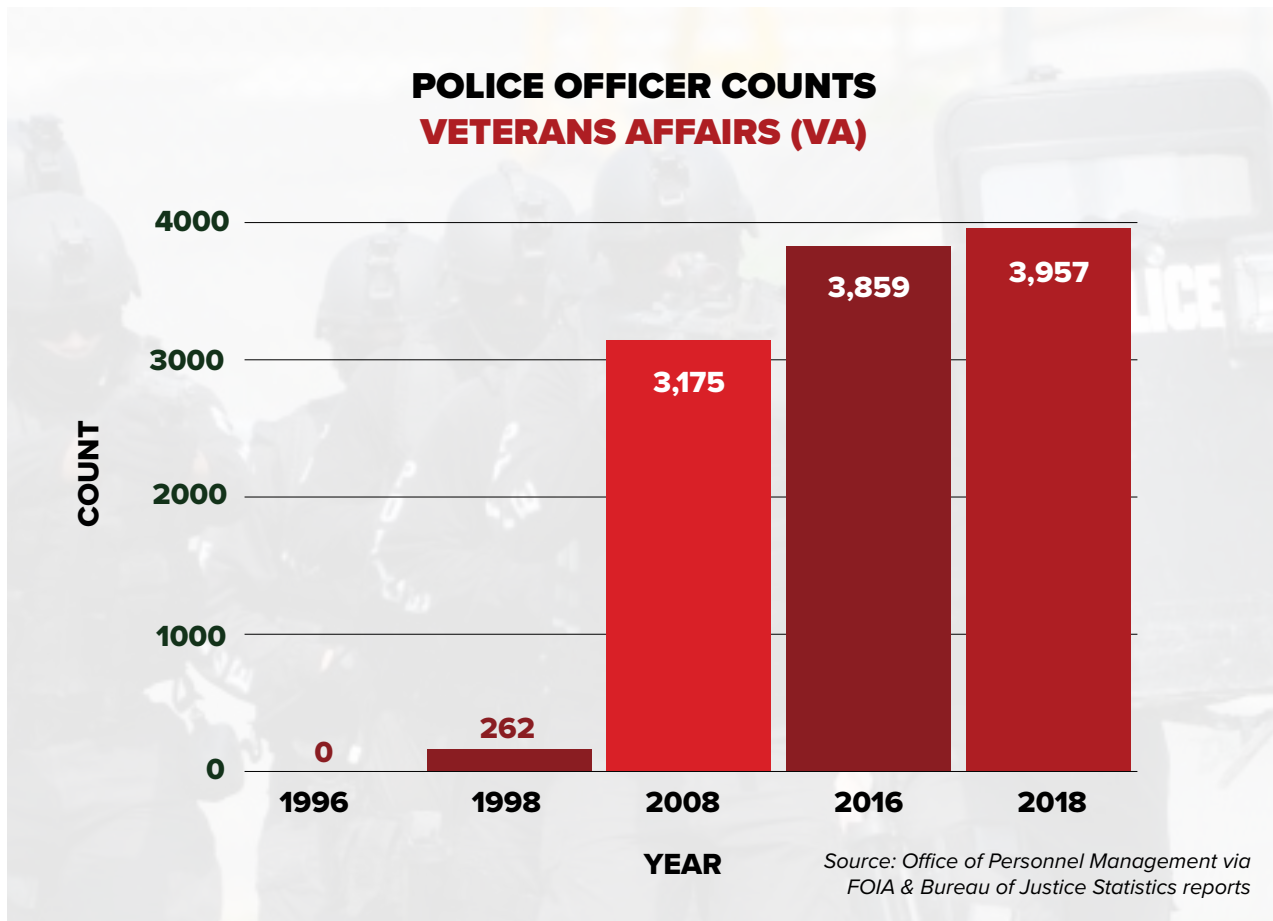


THE VA ALSO PURCHASED
**CAMOUFLAGE UNIFORMS,
 RIOT HELMETS AND SHIELDS,
 SPECIALIZED IMAGE
 ENHANCEMENT DEVICES
 & TACTICAL LIGHTING.**

Source: GAO – Government Accountability Office

IN 1996, THE VA DID NOT HAVE A POLICE FORCE.

BY 2018, HOWEVER, THE NUMBER OF OFFICERS WITH ARREST AND FIREARM AUTHORITY GREW TO **3,957.**





WHAT GUNS, AMMUNITION AND MILITARY-STYLE EQUIPMENT DID VA PURCHASE? (FY2006-FY2019)



Airsoft Gun



9mm Luger Caliber



9mm Pistols



9mm Pistols for Security



Beretta Pistols



Air Recoil Kits



9mm Ammo



9mm 124 Grain Practice Ammunition



9mm Ball Ammunition



Active Shooter Armor Kit



Armored Mobile Shield



Body Armor



Body Armor



Body Armor Plates



Police Helmets



Breaching Equipment



Armorer's Tool Kit



Investigative Supplies



Mobile Firing Range



Kevlar Blanket



FBI 'Q' Targets



Ferromagnetic Entryway Metal Detector



Flank Vest Hanger



Eliminator Pepper Spray



Maglite Flashlights



Thermal Monoculars



Bullard Tacsight Thermal Imager



Binoculars

***Additional Items:** Lightweight Concealed Bullet Proof Vests, Duty Holsters, Halo Ballistic Body Armor Vests, Python Body Armor Protection, 9mm Luger 124 Grain Grass Jacketed Hollow-Point, Full Metal Case 124 Grain Ammunition, Beretta Replacement Parts, Deluxe Key Ring, Flashlight, Force-On-Force Training Weapons, Galls Brand Armor Vest Carriers, Garmin Street Pilot c550 Portable GPS Navigational, Virtual Armor, Full Met M9 Tactical Edition, Magazines for Beretta 92D Pistols, Mass Decon Unit, Milo Return Fire Cannon System, Milo Range Portable System, Pepper Spray, Side Arms, Pistol Lock Box, Police Batons, Police Force Accessories, Police Shields, Police Vests, Gelmets, Goggles, PR24XTS Baton, Protech Intruder 20X34 Ballistic Shield Dual Lighting System, Protective Face Shields, Radiation Detectors, Raincoats, Red Man Gun and Training Suit, Remington Golden Saber 9mm 124 Grain Jacketed Hollow-Point Ammo, Night Gun Sights, Riot Armor, Riot Helmets w/Face Shield, Riot Scene Kit, Stalker Radar w/Dual Antenna, TAC Jumpsuits for Police Force, Tactical Equipment for Crowd Control, Ammunition and Explosives, Threat Plates, Tracking Milo Return Fire Cannon, Training Simulator for Marksmanship, Training, Duty and Frangible Ammunition for 9mm Guns – Lugers and Remington Brand Ammo. Also Purchased Sig Sauer Pistols, 124 Grain Ball Brass Jacketed Ammunition, Ball Ammo, Golden Saber Hollow-Point Ammunition, Simulation Pistols, and Pelican Cases.

We asked the VA spokesperson for an on-the-record response to the expenditures delineated above. [Read the response.](#)

CASE STUDY 3:

EXECUTIVE OFFICE OF THE PRESIDENT (EOP)



TOTAL SPENDING (FY2015-FY2019): \$5.8 MILLION
GUNS AND AMMUNITION: \$3.9 MILLION
EQUIPMENT: \$1.9 MILLION

Mission: “provide the President with the support that he or she needs to govern effectively.”

During 2015-2016, the Obama “Executive Office of the President” exported \$5.8 million in guns, ammunition, and military-style equipment. Most purchases shipped to the nation of Colombia (\$5.1 million) – supporting the national police (DIRAN) with night vision devices and “various weapons and accessories.” Other purchases were sent to American embassies in Ghana (SWAT team equipment), Albania (videoscope kits for control/border security), and Indonesia (ballistic training supplies).

The Trump White House did not purchase any guns, ammunition, or military-style equipment.

BREAKDOWN OF SPENDING BY YEAR (FY2015-FY2019)

YEAR	FEDERAL FUNDING
2015	\$5,633,714
2016	\$141,310
2017	\$0
2018	\$0
2019	\$0

BREAKDOWN OF SPENDING BY PRODUCT SERVICE CODE (FY2015-FY2019)

PRODUCT SERVICE CODE	FEDERAL FUNDING
MISCELLANEOUS WEAPONS	\$3,910,198
NIGHT VISION EQUIPMENT, EMITTED & REFLECTED RADIATION	\$1,694,526
ARMOR, PERSONAL	\$73,559
ELECTRONIC COUNTERMEASURES, COUNTER-COUNTERMEASURES & QUICK REACTION CAPABILITY EQUIPMENT	\$72,187
ARMAMENT TRAINING DEVICES	\$31,949

Source: Federal Funding Accountability and Transparency Act of 2006





CASE STUDY 4: HEALTH AND HUMAN SERVICES (HHS)

TOTAL SPENDING (FY2015-FY2019): \$13,883,615

GUNS AND AMMUNITION: \$11,723,240

EQUIPMENT: \$2,160,375

Mission: “enhance the health and well-being of all Americans, by providing for effective health and human services and by fostering sound, sustained advances in the sciences underlying medicine, public health, and social services.”

BREAKDOWN OF SPENDING BY YEAR (FY2015-FY2019)

YEAR	FEDERAL FUNDING
2015	\$2,993,393
2016	\$7,035,915
2017	\$427,925
2018	\$1,101,268
2019	\$2,325,116
TOTAL	\$13,883,616

Source: Federal Funding Accountability and Transparency Act of 2006

HHS purchased 4 million rounds during the past eight years and stockpiled 1 million rounds for use by its 461 special agents (2010-2017). The Office of Inspector General at HHS owns 1,300 guns including one shotgun, five submachine guns, and 189 automatic firearms.

BREAKDOWN OF SPENDING BY PRODUCT SERVICE CODE (FY2015-FY2019)

PRODUCT SERVICE CODE	FEDERAL FUNDING
GUNS, OVER 30MM - 75MM	\$6,291,467
MISCELLANEOUS WEAPONS	\$4,004,756
ARMOR, PERSONAL	\$1,489,793
MAINT/REPAIR/REBUILD OF EQUIPMENT- WEAPONS	\$837,748
TACTICAL SETS, KITS, & OUTFITS	\$573,218
GUNS, THROUGH 30MM	\$404,526
AMMUNITION, THROUGH 30MM	\$195,363
CHEMICAL WEAPONS & EQUIPMENT	\$73,887
EXPLOSIVE & PYROTECHNIC COMPONENTS, NUCLEAR ORDNANCE	\$23,477
AMMUNITION, 75MM - 125MM	\$(10,620)

Source: Federal Funding Accountability and Transparency Act of 2006

Furthermore, HHS Office of Inspector General (OIG) built a brand-new state-of-the art ‘National Training Operations Center’ (NTOC) within the Washington D.C. beltway.

The HHS planning and analytics vendor Fentress describes the Center:

“The NTOC was conceived for the purpose of supporting healthcare law enforcement training by utilizing the most recent strategies and technology advances to prepare OIG Special Agents for the challenges of operating in the field.

The NTOC was also planned for the responsibility of ensuring operational readiness by maintaining all emergency response equipment for the OIG.

Additionally, the facility was intended to act as a crisis room or command post for the HHS headquarters staff... The principal components of the facility include training staff offices, weapons storage, training simulators, equipment storage, and a ‘smart classroom.’”



This HHS OIG ‘National Training Facility’ supports:

- 94 National Institutes of Health agents
- 231 Food & Drug Administration (FDA) Special Agents
- 458 HHS special agents (2016)

CASE STUDY 5: SOCIAL SECURITY ADMINISTRATION (SSA)

TOTAL SPENDING (FY2015-FY2019): \$449,825

GUNS AND AMMUNITION: \$288,785

EQUIPMENT: \$161,040



Mission: “administer national Social Security programs as prescribed by legislation in an equitable, effective, efficient, and caring manner.”

BREAKDOWN OF SPENDING BY YEAR (FY2015-FY2019)

YEAR	FEDERAL FUNDING
2015	\$195,325
2016	\$17,274
2017	\$158,384
2018	\$29,652
2019	\$49,190

Source: Federal Funding Accountability and Transparency Act of 2006

The Social Security Administration purchased 800,000 rounds for their 272 special agents amounting to nearly 3,000 rounds per agent (2010-2017). Their biggest order of ammo purchased 250,000 rounds in 2017.

BREAKDOWN OF SPENDING BY PRODUCT SERVICE CODE (FY2015- FY2019)

PRODUCT SERVICE CODE	FEDERAL FUNDING
AMMUNITION, THROUGH 30MM	\$166,904.33
ARMOR, PERSONAL	\$151,470.00
GUNS, THROUGH 30MM	\$121,881.00
MISCELLANEOUS AMMUNITION	\$9,570.00

Source: Federal Funding Accountability and Transparency Act of 2006

SSA statement:

“Officers with the Office of Investigations investigate wrongdoing by applicants, beneficiaries, contractors and third parties, and employees; conduct joint investigations with other law enforcement agencies; share responsibility for investigating threats or violence against SSA employees and facilities; and assist in the investigation of terrorism cases and other cases involving national security.”



Michael Nigro / Truthdig

CASE STUDY 6:

ENVIRONMENTAL PROTECTION AGENCY (EPA)

TOTAL SPENDING (FY2015-FY2019): \$536,335

GUNS AND AMMUNITION: \$230,129

EQUIPMENT: \$306,206



Mission: “protect human health and the environment.”

BREAKDOWN OF SPENDING BY YEAR (FY2015-FY2019)

YEAR	FEDERAL FUNDING
2015	\$45,291
2016	\$99,522
2017	\$123,145
2018	\$175,071
2019	\$93,307

Source: Federal Funding Accountability and Transparency Act of 2006

EPA employed 214 special agents with arrest and firearm authority (2016, latest year available).

Congress granted the EPA police powers in 1988. The EPA Criminal Enforcement Program: “[E]nforces the nation’s laws by investigating cases, collecting evidence, conducting forensic analyses and providing legal guidance to assist in the prosecution of criminal conduct that threatens people’s health and the environment. The Criminal Enforcement Overview provides more information on investigative activities.”

Between 2015 and 2019, the most costly transactions were ultra-low-visibility carrier body armor systems for 137 agents in the office of criminal enforcement, forensics and training (\$61,650); replacement of expired body armor for agents within the criminal investigation division and for new agents (\$57,411); and body armor kits with tactical plate carriers (\$49,546).

From 2010 through 2017, the Environmental Protection Agency (EPA) Office of Enforcement and Compliance Assurance (OECA) stockpiled 600 guns. The agency also purchased 500,000 rounds and stockpiled 367,000.

EPA AGENTS HAVE THE LATEST STATE-OF-THE-ART POLICING GEAR SUCH AS:

- GUNS AND AMMUNITION UP TO 30MM
- CAMOUFLAGE & OTHER DECEPTIVE EQUIPMENT
- NIGHT VISION
- UNMANNED AIRCRAFT
- RADAR
- BODY ARMOR
- SURVEILLANCE EQUIPMENT
- MOBILE GPS MONITORS
- TRAIN & INVESTIGATE FREQUENTLY ALONGSIDE JOINT PROJECTS WITH HOMELAND SECURITY

BREAKDOWN OF SPENDING BY PRODUCT SERVICE CODE (FY2015-FY2019)

YEAR	FEDERAL FUNDING
TACTICAL SETS, KITS, & OUTFITS	\$195,537
AMMUNITION, OVER 30MM UP TO 75MM	\$162,776
AMMUNITION, THROUGH 30MM	\$67,353
ARMOR, PERSONAL	\$61,650
SPECIALIZED AMMUNITION HANDLING AND SERVICING EQUIPMENT	\$28,369
NIGHT VISION EQUIPMENT, EMITTED & REFLECTED RADIATION	\$20,650

Source: Federal Funding Accountability and Transparency Act of 2006



CASE STUDY 7: NATIONAL AERONAUTICS AND SPACE ADMINISTRATION (NASA)

TOTAL SPENDING (FY2015-FY2019): \$354,006

GUNS AND AMMUNITION: \$250,923

EQUIPMENT: \$103,083

Mission: “discover and expand knowledge for the benefit of humanity.”

BREAKDOWN OF SPENDING BY YEAR (FY2015-FY2019)

YEAR	FEDERAL FUNDING
2015	\$49,550
2017	\$53,679
2018	\$103,018
2019	\$189,005

Source: Federal Funding Accountability and Transparency Act of 2006



BREAKDOWN OF SPENDING BY PRODUCT SERVICE CODE (FY2015-FY2019)

PRODUCT SERVICE CODE	FEDERAL FUNDING
GUNS, THROUGH 30MM	\$116,928
ELECTRONIC COUNTERMEASURES, COUNTER-COUNTERMEASURES AND QUICK REACTION CAPABILITY EQUIPMENT	\$82,838
AMMUNITION, 75MM THROUGH 125MM	\$60,225
AMMUNITION, THROUGH 30MM	\$30,652
MISCELLANEOUS WEAPONS	\$21,873
NIGHT VISION EQUIPMENT, EMITTED & REFLECTED RADIATION	\$20,245
GUNS, OVER 30MM UP TO 75MM	\$19,810
AMMUNITION, OVER 30MM - 75MM	\$1,435

Source: Federal Funding Accountability and Transparency Act of 2006

NASA EMPLOYED 51 SPECIAL AGENTS WITH ARREST AND FIREARM AUTHORITY (2016, LATEST YEAR AVAILABLE).



From NASA:

“Special agents are armed, have arrest authority and can execute search warrants. Training includes hand-to-hand combat, arrest techniques, small arms and shotgun training, high speed pursuit and skid techniques, water safety, interrogation techniques, surveillance training, and search warrant execution techniques.”



WHAT GUNS, AMMUNITION AND MILITARY-STYLE EQUIPMENT DID **NASA** PURCHASE? (FY2006-FY2019)



Machine Guns



AR-15s



Semi-automatic tactical shotguns



Competition tactical 12 gauge shotguns



Semi-Automatic Rifles



Machine Pistols



Colt advanced carbine rifles



Police Breachers



9mm Pistols



Glock 19/23 pistols



Holsters



Ammunition



.40 Caliber Bullets



Drones



Body Armor Vests



Remote control helicopters with cameras

CASE STUDY 8:**ANIMAL AND PLANT HEALTH INSPECTION SERVICE (APHIS)**

TOTAL SPENDING (FY2015-FY2019): \$3.9 MILLION
GUNS AND AMMUNITION: \$1.9 MILLION
EQUIPMENT: \$2 MILLION

Mission: “protect the health and value of American agriculture and natural resources.”

**BREAKDOWN OF SPENDING BY YEAR
 (FY2006-FY2019)**

YEAR	FEDERAL FUNDING (NOMINAL DOLLARS)	FEDERAL FUNDING (INFLATION ADJUSTED DOLLARS)
2006	\$136,051	\$175,006
2007	\$404,370	\$503,829
2008	\$297,241	\$360,088
2009	\$331,212	\$386,366
2010	\$358,337	\$419,434
2011	\$876,399	\$1,009,275
2012	\$266,884	\$297,933
2013	\$387,135	\$423,409
2014	\$1,712,881	\$1,846,239
2015	\$778,016	\$825,220
2016	\$836,237	\$885,910
2017	\$1,048,314	\$1,096,765
2018	\$719,439	\$736,992
2019	\$518,478	\$518,478
TOTALS	\$8,670,993	\$9,484,944

Source: Federal Funding Accountability and Transparency Act of 2006
 Inflation adjustment from Bureau of Labor Statistics (consumer price index)

Within APHIS, Investigative and Enforcement Services’ (IES) staff of roughly 140 employees throughout the country provides investigative, enforcement, and regulatory support services concerning Animal Care, Biotechnology Regulatory, Plant Protection and Quarantine, and Veterinary Services.

APHIS staff is responsible for a variety of wildlife management tasks in the U.S. and on U.S. military bases around the world. APHIS even worked on the Bagram Air Force Base in Afghanistan to prevent bird strikes.

An APHIS spokesperson confirmed that there are approximately **1,500 wildlife biologists and specialists authorized to use firearms**. These employees work on airport wildlife hazards management, invasive species eradication, endangered species protection, and agricultural protection.

APHIS, also, has **64 Mounted Patrol Officers** that are part of the APHIS’ Veterinary Services program – all are authorized users of firearms. These officers patrol the U.S./Mexico border on horseback to search for stray, abandoned, and smuggled livestock that could carry harmful animal diseases into the U.S.

BREAKDOWN OF SPENDING BY PRODUCT SERVICE CODE (FY2015-FY2019)

PRODUCT SERVICE CODE	FEDERAL FUNDING
NIGHT VISION EQUIPMENT, EMITTED AND REFLECTED RADIATION	\$1,851,522
AMMUNITION, THROUGH 30MM	\$1,614,121
MISCELLANEOUS AMMUNITION	\$136,381
MISCELLANEOUS WEAPONS	\$99,098
UNMANNED AIRCRAFT	\$66,102
ARMOR, PERSONAL	\$55,887
GUNS, THROUGH 30MM	\$41,892
GUNS, OVER 30MM UP TO 75MM	\$16,593
ASSEMBLIES INTERCHANGEABLE BETWEEN WEAPONS IN TWO OR MORE CLASSES	\$14,372
CHEMICAL WEAPONS AND EQUIPMENT	\$4,515

Source: Federal Funding Accountability and Transparency Act of 2006



TOP THREE INDIVIDUAL AWARD TRANSACTIONS (2015-2019)

\$300,920

Non-toxic shotgun ammunition

\$299,778

Buckshot non-lead shot

\$292,000

Buckshot non-toxic shotgun ammunition





WHAT GUNS, AMMUNITION AND MILITARY-STYLE EQUIPMENT DID APHIS PURCHASE? (FY2006-FY2019)



12 Gauge 26" Barrel



12 Gauge Shotgun



.25 Caliber Air Rifle



Custom .243 Caliber Rifle



Modified Remington 700 Rifle



Sumatra .22 Air Rifle



Custom Long Range Rifle



Varmint Rifle .308 Caliber



Right Handed Benelli 12 Gauge Shotgun



Suppressed Ruger 77/22



.22 Caliber Rifle



Ruger Mark III 22LR Pistol



Dart Gun



Netlauncher



3" Magnum Shotgun Shells



Armor Express Ballistic Vest



LP Gas Cannons



Clip-On Night Vision Device



Individual Night Weapon Sight



Day/Night Vision System



Military Waterproof Thermal Infrared Scope



Night Vision Equipment



Night Vision Goggles



Long-Distance Laser Designator



Cabela's Rangefinder



Thermal Binocular and Scope



Rifle Scope and Infrared Camera



Vireo UMA Drone



Remote Controlled Helicopter

***Additional Items:** Scope and Ammo • Suppressed Ruger Rifles • Amphibian Ruger KM-KIII512# w/Amphibian Suppressor • Rifles and Scopes • Wet Weather Rifle Package • Remington 700 Rifle w/Thunder Trap Suppressor • 5 Left-Handed M2 12 Gauge Benelli Shotguns w/26" Barrel • Tactical Predatobar 7.62 Custom Semi-Automatic Rifle • Feral Sine Gun, Military Grade Thermal Rifle Scope • Propane Cannon • Liquid Kinopak Explosives • Annual Explosives Supplies and Components • Pyro Supplies • Buckshot • Air Cannon Launching Device • Net Gun • Nets and Cartridges • Clock Timers • Fourth Wing • Surveillance Van Equipment Conversion • Thermal Camera • and much more...

**PART 2:
TRADITIONAL LAW
ENFORCEMENT AGENCIES**





SCOPE:
27 FEDERAL AGENCIES



TOTAL SPENDING (FY2015-FY2019):
\$799.3 MILLION



GUNS & AMMUNITION:
\$424.3 MILLION



EQUIPMENT:
\$375 MILLION

BREAKDOWN OF SPENDING BY YEAR (FY2015-FY2019)

YEAR	FEDERAL FUNDING
2015	\$149,464,378
2016	\$165,808,721
2017	\$177,155,157
2018	\$152,917,020
2019	\$153,976,432

Source: Federal Funding Accountability and Transparency Act of 2006

LAW ENFORCEMENT AGENCIES PURCHASES OF GUNS, AMMUNITION & MILITARY-STYLE EQUIPMENT (FY2015-FY2019)

AGENCY	FEDERAL FUNDING
DEPARTMENT OF STATE	\$182,098,001
U.S. CUSTOMS AND BORDER PROTECTION	\$136,913,462
U.S. IMMIGRATION AND CUSTOMS ENFORCEMENT	\$121,197,168
FEDERAL BUREAU OF INVESTIGATION	\$83,353,210
FEDERAL LAW ENFORCEMENT TRAINING CENTER	\$43,821,636
U.S. COAST GUARD	\$42,816,307
FEDERAL PRISON SYSTEM	\$34,938,121
FEDERAL PRISON SYSTEM / BUREAU OF PRISONS	\$29,407,184
U.S. MARSHALS SERVICE	\$29,111,740
U.S. SECRET SERVICE	\$25,319,535
DRUG ENFORCEMENT ADMINISTRATION	\$20,820,783
FEDERAL PRISON INDUSTRIES / UNICOR	\$17,845,129
ATF ACQUISITION AND PROPERTY MGMT DIV	\$14,908,953
TRANSPORTATION SECURITY ADMINISTRATION	\$13,845,993
FEDERAL EMERGENCY MANAGEMENT AGENCY	\$1,039,968
OFFICE OF THE INSPECTOR GENERAL	\$757,189
OFFICES, BOARDS AND DIVISIONS	\$324,784
DEPARTMENT OF JUSTICE	\$247,535
NATIONAL PROTECTION AND PROGRAMS DIRECTORATE	\$213,284
SCIENCE AND TECHNOLOGY	\$145,382
OFFICE OF PROCUREMENT OPERATIONS	\$75,309
INTERNATIONAL BOUNDARY AND WATER COMMISSION: U.S.-MEXICO	\$61,414
COUNTERING WEAPONS OF MASS DESTRUCTION	\$25,000
OFFICE OF HEALTH AFFAIRS	\$24,858
CYBERSECURITY AND INFRASTRUCTURE SECURITY AGENCY	\$17,799
OFFICE OF THE CHIEF SECURITY OFFICER	\$6,653
OFFICE OF THE UNDER SECRETARY FOR MANAGEMENT	\$8

Source: Federal Funding Accountability and Transparency Act of 2006



CASE STUDY 1:

DEPARTMENT OF HOMELAND SECURITY (DHS)

TOTAL SPENDING (FY2015-FY2019): \$385.7 MILLION
GUNS AND AMMUNITION: \$264.6 MILLION
EQUIPMENT: \$121.1 MILLION

Mission: “secure the nation from the many threats we face. This requires the dedication of more than 240,000 employees in jobs that range from aviation and border security to emergency response, from cybersecurity analyst to chemical facility inspector. Our duties are wide-ranging, and our goal is clear – keeping America safe.”

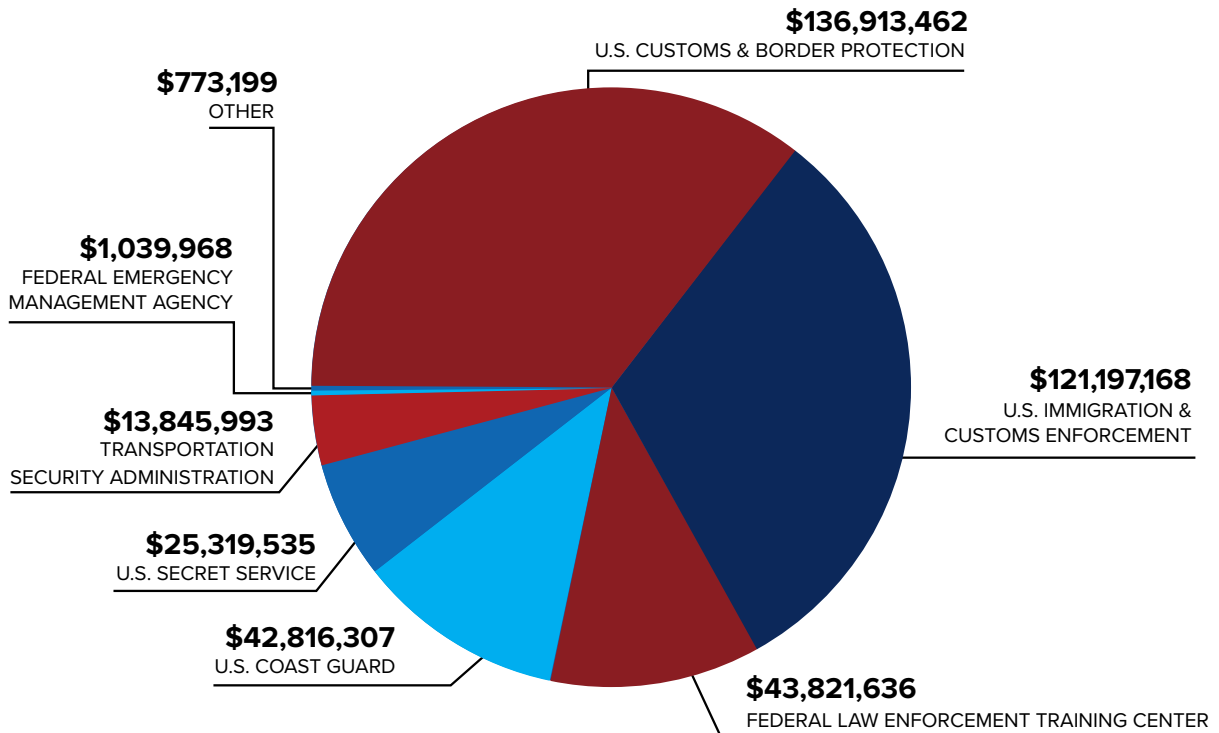
BREAKDOWN OF SPENDING BY YEAR (FY2015-FY2019)

YEAR	FEDERAL FUNDING
2015	\$64,948,198
2016	\$71,134,331
2017	\$86,021,373
2018	\$82,573,803
2019	\$81,049,564

Source: Federal Funding Accountability and Transparency Act of 2006

DHS employs more than 240,000 people involved in aviation and border security, emergency response, cybersecurity analysis, and chemical facility inspection. Approximately 70,000 of those employees have arrest and firearm authorization, outside of the Transportation Security Administration (TSA) (non-disclosed), and the Coast Guard (41,000).

DEPARTMENT OF HOMELAND SECURITY SPENDING ON GUNS, AMMUNITION, AND MILITARY-STYLE EQUIPMENT (FY2015-FY2019)





**TOP 3
INDIVIDUAL
TRANSACTIONS**

9mm duty handguns and accessories

\$11.1 MILLION

Personal armor

\$10 MILLION

PB-EOS system (night vision equipment)

\$9.7 MILLION

Source: Federal Funding Accountability and Transparency Act of 2006

BREAKDOWN OF SPENDING BY PRODUCT SERVICE CODE (FY2015-FY2019)

PRODUCT SERVICE CODE	FEDERAL FUNDING
AMMUNITION, THROUGH 30MM	\$156,328,336
GUNS, THROUGH 30MM	\$79,553,207
ARMOR, PERSONAL	\$72,605,841
NIGHT VISION EQUIPMENT, EMITTED AND REFLECTED RADIATION	\$21,382,006
MISCELLANEOUS WEAPONS	\$13,114,280
AMMUNITION, OVER 30MM UP TO 75MM	\$9,953,343
TACTICAL SETS, KITS, AND OUTFITS	\$9,532,209
ELECTRONIC COUNTERMEASURES, COUNTER-COUNTERMEASURES & QUICK REACTION CAPABILITY EQUIPMENT	\$8,906,685
MISCELLANEOUS AMMUNITION	\$3,172,415
GUNS, OVER 30MM UP TO 75MM	\$2,490,730
ARMAMENT TRAINING DEVICES	\$2,343,626
UNMANNED AIRCRAFT	\$1,702,445
CARTRIDGE AND PROPELLANT ACTUATED DEVICES AND COMPONENTS	\$1,585,732
ASSEMBLIES INTERCHANGEABLE BETWEEN WEAPONS IN TWO OR MORE CLASSES	\$1,021,078
CHEMICAL WEAPONS AND EQUIPMENT	\$677,259
MAINT/REPAIR/REBUILD OF EQUIPMENT- WEAPONS	\$666,959
SPECIALIZED AMMUNITION HANDLING AND SERVICING EQUIPMENT	\$329,140
WEAPONS MAINTENANCE AND REPAIR SHOP SPECIALIZED EQUIPMENT	\$149,807
AIRCRAFT GUNNERY FIRE CONTROL COMPONENTS	\$115,000
CAMOUFLAGE AND DECEPTION EQUIPMENT	\$43,906
MISCELLANEOUS NUCLEAR ORDNANCE	\$33,100
GUNS, OVER 300MM	\$11,763
R&D - DEFENSE SYSTEM: WEAPONS (BASIC RESEARCH)	\$10,000
AMMUNITION, OVER 125MM	\$2,763

Source: Federal Funding Accountability and Transparency Act of 2006

🔫 LOST GUNS?

IN A THREE-YEAR PERIOD FY2014-FY2016, DHS AGENTS LOST 228 FIREARMS, 1889 BADGES, AND 25 SECURE IMMIGRATION STAMPS.


Source: DHS' Controls Over Firearms and Other Sensitive Assets, October, 2017.

🗨️ **From the Homeland Security Office of Inspector General's report issued in 2017:**

"... personnel do not always safeguard sensitive assets that, if lost, would result in critical mission impact or loss of life."

DHS GUN LOCKER
TOTAL FIREARMS BY AGENCY (FY2017)

AGENCY	FIREARMS
Customs and Boarder Protection	99,920
Immigration and Customs Enforcement	82,262
United States Coast Guard	46,140
U.S. Secret Service	15,999
Federal law Enforcement Training Center	10,678
National Protection and Programs Directorate	2,966
Federal Emergency Management Agency	713
Science and Technology Directorate	417
TOTAL	259,091



Source: DHS' Controls Over Firearms and Other Sensitive Assets, October, 2017
 Does not include Transportation Security Administration



CASE STUDY 2:
U.S. CUSTOMS AND BORDER PROTECTION (CBP)

TOTAL SPENDING (FY2015-FY2019): \$136.9 MILLION
GUNS AND AMMUNITION: \$92.7 MILLION
EQUIPMENT: \$44.2 MILLION

Mission: “safeguard America’s borders thereby protecting the public from dangerous people and materials while enhancing the Nation’s global economic competitiveness by enabling legitimate trade and travel.”

In 2008, CBP employed 36,863 full-time personnel with arrest and firearm authority. By 2016, the latest year available, CBP employed 43,714 full-time personnel with arrest and firearm authority.

Source: Bureau of Justice Statistics

Since 2006, CBP disclosed spending of \$333,676,480 on guns, ammunition and military-style equipment (Inflation adjusted).

U.S. CUSTOMS AND BORDER PROTECTION (CBP) BREAKDOWN OF SPENDING BY YEAR (FY2006-2019)

YEAR	FEDERAL FUNDING (NOMINAL DOLLARS)	FEDERAL FUNDING (INFLATION ADJUSTED DOLLARS)	YEAR	FEDERAL FUNDING (NOMINAL DOLLARS)	FEDERAL FUNDING (INFLATION ADJUSTED DOLLARS)
2006	\$18,475,545	\$23,765,642	2014	\$12,088,779	\$13,029,967
2007	\$32,518,745	\$40,517,074	2015	\$16,785,716	\$17,804,162
2008	\$15,569,134	\$18,860,989	2016	\$11,394,430	\$12,071,283
2009	\$23,204,140	\$27,068,176	2017	\$29,558,289	\$30,924,465
2010	\$30,466,038	\$35,660,597	2018	\$29,558,289	\$38,393,911
2011	\$7,087,835	\$8,162,470	2019	\$41,695,613	\$41,695,613
2012	\$14,212,301	\$15,865,766	TOTALS	\$299,547,921	\$333,676,480
2013	\$9,011,940	\$9,856,366			

Source: Federal Funding Accountability and Transparency Act of 2006
Inflation adjustment from Bureau of Labor Statistics (consumer price index)

TOP THREE INDIVIDUAL AWARD TRANSACTIONS: 9mm duty handgun and accessories (\$11.1 million), 9mm duty ammunition (\$10 million), and Tasers and accessories (\$8.8 million).

U.S. CUSTOMS AND BORDER PROTECTION (CBP) BREAKDOWN OF SPENDING BY PRODUCT SERVICE CODE (FY2015-FY2019)

PRODUCT SERVICE CODE	FEDERAL FUNDING (NOMINAL DOLLARS)	PRODUCT SERVICE CODE	FEDERAL FUNDING (NOMINAL DOLLARS)
GUNS, THROUGH 30MM	\$45,237,608	TACTICAL SETS, KITS & OUTFITS	\$280,979
ARMOR, PERSONAL	\$39,324,210	MISCELLANEOUS AMMUNITION	\$264,082
AMMUNITION, THROUGH 30MM	\$32,019,256	MAINT/REPAIR/REBUILD OF EQUIPMENT- WEAPONS	\$212,014
MISCELLANEOUS WEAPONS	\$10,273,507	SPECIALIZED AMMUNITION HANDLING AND SERVICING EQUIPMENT	\$198,906
AMMUNITION, OVER 30MM UP TO 75MM	\$4,905,853	ASSEMBLIES INTERCHANGEABLE BETWEEN WEAPONS IN TWO OR MORE CLASSES	\$63,295
NIGHT VISION EQUIPMENT, EMITTED & REFLECTED RADIATION	\$1,561,352	WEAPONS MAINTENANCE AND REPAIR SHOP SPECIALIZED EQUIPMENT	\$44,243
UNMANNED AIRCRAFT	\$1,296,804	GUNS, OVER 30MM UP TO 75MM	\$8,259
CHEMICAL WEAPONS & EQUIPMENT	\$474,744	CARTRIDGE AND PROPELLANT ACTUATED DEVICES AND COMPONENTS	\$7,680
ARMAMENT TRAINING DEVICES	\$378,351		
ELECTRONIC COUNTERMEASURES, COUNTER-COUNTERMEASURES & QUICK REACTION CAPABILITY EQUIPMENT	\$366,679		

Source: Federal Funding Accountability and Transparency Act of 2006
Inflation adjustment from Bureau of Labor Statistics (consumer price index)

CASE STUDY 3:

U.S. IMMIGRATION AND CUSTOMS ENFORCEMENT (ICE)



U.S. Immigration and Customs Enforcement

TOTAL SPENDING (FY2015-FY2019): \$121.2 MILLION

GUNS AND AMMUNITION: \$84.6 MILLION

EQUIPMENT: \$36.6 MILLION

Mission: “protect America from the cross-border crime and illegal immigration that threaten national security and public safety. This mission is executed through the enforcement of more than 400 federal statutes and focuses on smart immigration enforcement, preventing terrorism and combating the illegal movement of people and goods.”

In 1993, the Immigration and Naturalization Service (INS) employed 9,466 full-time personnel with arrest and firearm authority and 16,552 officers by 1998. Then, INS split into three agencies, and the largest two are CBP and ICE with a now combined 56,234 force (2016). Source: Bureau of Justice Statistics

Since FY2006, ICE disclosed spending of \$336,676,480 on guns, ammunition, and military-style equipment (inflation adjusted).

BREAKDOWN OF SPENDING BY YEAR (FY2006-FY2019)

YEAR	FEDERAL FUNDING (NOMINAL DOLLARS)	FEDERAL FUNDING (INFLATION ADJUSTED DOLLARS)	YEAR	FEDERAL FUNDING (NOMINAL DOLLARS)	FEDERAL FUNDING (INFLATION ADJUSTED DOLLARS)
2006	\$14,613,780	\$18,798,139	2014	\$31,847,759	\$34,327,307
2007	\$12,256,821	\$15,271,516	2015	\$25,351,407	\$26,889,562
2008	\$18,062,173	\$21,881,143	2016	\$28,298,639	\$29,979,637
2009	\$25,438,163	\$29,674,216	2017	\$31,529,210	\$32,986,482
2010	\$28,934,899	\$33,868,393	2018	\$26,864,672	\$27,520,170
2011	\$31,008,426	\$35,709,822	2019	\$9,153,239	\$9,153,239
2012	\$23,570,810	\$26,313,046	TOTALS	\$331,957,431	\$336,745,195
2013	\$25,027,434	\$27,372,524			

Source: Federal Funding Accountability and Transparency Act of 2006
 Inflation adjustment from Bureau of Labor Statistics (consumer price index)



TOP THREE INDIVIDUAL AWARD TRANSACTIONS:

- Over the air tracking equipment (\$4.8 million)
- .40 caliber jacketed hollow point ammunition (\$3.5 million)
- Winchester .40 caliber S&W training ammunition (\$3.3 million)

U.S. IMMIGRATION AND CUSTOMS ENFORCEMENT (ICE) BREAKDOWN OF SPENDING BY PRODUCT SERVICE CODE (FY2015-FY2019)

PRODUCT SERVICE CODE	FEDERAL FUNDING
AMMUNITION, THROUGH 30MM	\$60,642,435
GUNS, THROUGH 30MM	\$21,533,459
ARMOR, PERSONAL	\$20,598,818
TACTICAL SETS, KITS, AND OUTFITS	\$7,191,651
ELECTRONIC COUNTERMEASURES, COUNTER-COUNTERMEASURES AND QUICK REACTION CAPABILITY EQUIPMENT	\$7,138,612
MISCELLANEOUS WEAPONS	\$1,207,506
AMMUNITION, OVER 30MM UP TO 75MM	\$949,074
ARMAMENT TRAINING DEVICES	\$644,815
NIGHT VISION EQUIPMENT, EMITTED AND REFLECTED RADIATION	\$526,588
MISCELLANEOUS AMMUNITION	\$277,022
UNMANNED AIRCRAFT	\$253,748
MAINT/REPAIR/REBUILD OF EQUIPMENT- WEAPONS	\$149,310
SPECIALIZED AMMUNITION HANDLING AND SERVICING EQUIPMENT	\$32,325
ASSEMBLIES INTERCHANGEABLE BETWEEN WEAPONS IN TWO OR MORE CLASSES	\$20,428
CARTRIDGE AND PROPELLANT ACTUATED DEVICES AND COMPONENTS	\$14,382
R&D- DEFENSE SYSTEM: WEAPONS (BASIC RESEARCH)	\$10,000
GUNS, OVER 300MM	\$6,997

Source: Federal Funding Accountability and Transparency Act of 2006

CASE STUDY 4: DEPARTMENT OF JUSTICE (DOJ)

TOTAL SPENDING (FY2015-FY2019): \$231.4 MILLION
GUNS AND AMMUNITION: \$131.5 MILLION
EQUIPMENT: \$138 MILLION



Mission: “enforce the law and defend the interests of the United States according to the law; to ensure public safety against threats foreign and domestic; to provide federal leadership in preventing and controlling crime; to see just punishment for those guilty of unlawful behavior; and to ensure fair and impartial administration of justice for all Americans.”

The U.S. Attorney General heads up Justice. Established in 1870, Justice is the central agency for federal law enforcement and responsible for all legal matters in which the United States government has an interest. It is the world’s largest law office.

**DEPARTMENT OF JUSTICE (DOJ)
BREAKDOWN OF SPENDING BY YEAR
(FY2015-FY2019)**

YEAR	FEDERAL FUNDING
2015	\$47,592,624
2016	\$53,959,322
2017	\$45,915,937
2018	\$45,470,866
2019	\$38,496,277

Source: Federal Funding Accountability and Transparency Act of 2006

DOJ employed 43,714 full-time personnel with arrest and firearm authority in 2016, the latest year available. Historically, DOJ employs roughly one third of all federal law enforcement officers with arrest and firearm authority.

At DOJ, the Federal Bureau of the Prisons employed 19,083 correctional officers. The FBI employed 13,799 agents. Other DOJ agencies included the Drug Enforcement Agency (DEA) (4,181), U.S. Marshals Service (3,788), and the Bureau of Alcohol, Tobacco, Firearms (2,675).

**DEPARTMENT OF JUSTICE (DOJ) — BREAKOUT BY AGENCY
GUNS, AMMUNITION, AND MILITARY-STYLE EQUIPMENT (FY2015-FY2019)**

YEAR	FEDERAL FUNDING
Federal Bureau of Investigation (FBI)	\$83.4 MILLION
Federal Prison System	\$82.3 MILLION
U.S. Marshals Service	\$29.3 MILLION
Drug Enforcement Administration (DEA)	\$20.8 MILLION
Alcohol, Tobacco & Firearms (ATF)	\$14.9 MILLION

Source: Federal Funding Accountability and Transparency Act of 2006

**TOP THREE INDIVIDUAL
AWARD TRANSACTIONS:**

Ballistic panels:
\$7.6 MILLION

Red dot optic sights:
\$4.8 MILLION

Military specification ballistic panels:
\$3.1 MILLION



DEPARTMENT OF JUSTICE BREAKDOWN OF SPENDING BY PRODUCT SERVICE CODE (FY2015-FY2019)

PRODUCT SERVICE CODE	FEDERAL FUNDING
ARMOR, PERSONAL	\$75,960,267
MISCELLANEOUS AMMUNITION	\$44,046,178
AMMUNITION, THROUGH 30MM	\$38,010,627
MISCELLANEOUS WEAPONS	\$28,933,100
GUNS, THROUGH 30MM	\$13,403,011
ASSEMBLIES INTERCHANGEABLE BETWEEN WEAPONS IN TWO OR MORE CLASSES	\$6,729,783
AMMUNITION, OVER 30MM UP TO 75MM	\$4,909,882
TACTICAL SETS, KITS, AND OUTFITS	\$3,087,069
WEAPONS MAINTENANCE AND REPAIR SHOP SPECIALIZED EQUIPMENT	\$2,388,242
LEASE-RENT OF TROOP HOUSING	\$2,386,936
CAMOUFLAGE AND DECEPTION EQUIPMENT	\$2,243,022
NIGHT VISION EQUIPMENT, EMITTED AND REFLECTED RADIATION	\$1,584,514
GUNS, OVER 30MM UP TO 75MM	\$1,482,652
MAINT/REPAIR/REBUILD OF EQUIPMENT- WEAPONS	\$1,470,679
ELECTRONIC COUNTERMEASURES, COUNTER-COUNTERMEASURES AND QUICK REACTION CAPABILITY EQUIPMENT	\$1,189,342
SPECIALIZED AMMUNITION HANDLING AND SERVICING EQUIPMENT	\$1,112,210
MILITARY CHEMICAL AGENTS	\$596,537
AMMUNITION, OVER 125MM	\$512,870
ARMAMENT TRAINING DEVICES	\$402,046
CARTRIDGE AND PROPELLANT ACTUATED DEVICES AND COMPONENTS	\$270,853
UNMANNED AIRCRAFT	\$248,231
AMMUNITION, 75MM THROUGH 125MM	\$161,142
CHEMICAL WEAPONS AND EQUIPMENT	\$133,426
UNDERWATER MINE AND COMPONENTS, INERT	\$99,450
EXPLOSIVE AND PYROTECHNIC COMPONENTS, NUCLEAR ORDNANCE	\$53,500
NUCLEAR BOMBS	\$11,219
MISCELLANEOUS NUCLEAR ORDINANCE	\$8,236

Source: Federal Funding Accountability and Transparency Act of 2006

CASE STUDY 5:

FEDERAL BUREAU OF INVESTIGATION (FBI)



TOTAL SPENDING (FY2015-FY2019): \$83.4 MILLION
GUNS AND AMMUNITION: \$65.9 MILLION
EQUIPMENT: \$17.4 MILLION

Mission: “protect the American people and uphold the Constitution of the United States.”

Home to the famous “Most Wanted List,” the FBI is America’s premier crime fighting force. The FBI focuses on threats that challenge the foundations of American society or involve dangers too large or complex for any local or state authority to handle alone.

The FBI protects the United States from terrorist attacks, foreign intelligence operations and espionage, and cyber-based attacks and high-tech crimes. The FBI also combats public corruption, transnational/national criminal organizations and enterprises, major white-collar crime and significant violent crime. Furthermore, the FBI also protects the civil rights of all citizens.

The FBI employed 13,799 full-time personnel with arrest and firearm authority (source: Bureau of Justice Statistics, 2016). The FBI works closely with and provides support to federal, state, local and international partners.

Since FY2006, FBI disclosed spending of \$198,400,736 on guns, ammunition, and military-style equipment (inflation adjusted).

BREAKDOWN OF SPENDING BY YEAR (FY2006-FY2019)

YEAR	FEDERAL FUNDING (NOMINAL DOLLARS)	FEDERAL FUNDING (INFLATION ADJUSTED DOLLARS)	YEAR	FEDERAL FUNDING (NOMINAL DOLLARS)	FEDERAL FUNDING (INFLATION ADJUSTED DOLLARS)
2006	\$6,686,441	\$8,600,968	2014	\$9,819,647	\$10,584,168
2007	\$5,238,920	\$6,527,487	2015	\$16,294,953	\$10,415,438
2008	\$15,503,165	\$18,781,072	2016	\$21,633,840	\$22,918,935
2009	\$20,266,985	\$23,641,915	2017	\$18,085,917	\$18,921,843
2010	\$12,355,686	\$14,462,371	2018	\$12,978,140	\$13,294,807
2011	\$9,432,942	\$10,863,134	2019	\$14,360,359	\$14,360,359
2012	\$13,628,972	\$15,214,571	TOTALS	\$185,258,867	\$198,400,736
2013	\$8,972,901	\$9,813,669			

Source: Federal Funding Accountability and Transparency Act of 2006
 Inflation adjustment from Bureau of Labor Statistics (consumer price index)



TOP THREE INDIVIDUAL AWARD TRANSACTIONS:

Red dot optic sights (\$4.8 million), body armor kits (\$2.7 million), and FBI contract body armor (\$2.2 million).

FEDERAL BUREAU OF INVESTIGATION BREAKDOWN OF SPENDING BY PRODUCT SERVICE CODE (FY2015-FY2019)

PRODUCT SERVICE CODE	FEDERAL FUNDING
MISCELLANEOUS WEAPONS	\$21,813,269
MISCELLANEOUS AMMUNITION	\$19,830,922
AMMUNITION, THROUGH 30MM	\$16,818,571
ASSEMBLIES INTERCHANGEABLE BETWEEN WEAPONS IN TWO OR MORE CLASSES	\$6,378,007
ARMOR, PERSONAL	\$5,915,244
GUNS, THROUGH 30MM	\$4,777,366
AMMUNITION, OVER 30MM UP TO 75MM	\$2,588,420
WEAPONS MAINTENANCE AND REPAIR SHOP SPECIALIZED EQUIPMENT	\$1,845,172
MAINT/REPAIR/REBUILD OF EQUIPMENT- WEAPONS	\$1,423,482
SPECIALIZED AMMUNITION HANDLING AND SERVICING EQUIPMENT	\$21
NIGHT VISION EQUIPMENT, EMITTED AND REFLECTED RADIATION	\$652,517
TACTICAL SETS, KITS, AND OUTFITS	\$183,105
UNMANNED AIRCRAFT	\$136,153
ELECTRONIC COUNTERMEASURES, COUNTER-COUNTERMEASURES AND QUICK REACTION CAPABILITY EQUIPMENT	\$82,388
AMMUNITION, OVER 125MM	\$66,995
ARMAMENT TRAINING DEVICES	\$65,467
EXPLOSIVE AND PYROTECHNIC COMPONENTS, NUCLEAR ORDNANCE	\$15,185
AMMUNITION, 75MM THROUGH 125MM	\$12,384
CARTRIDGE AND PROPELLANT ACTUATED DEVICES AND COMPONENTS	\$3,254
GUNS, OVER 30MM UP TO 75MM	\$2,720

Source: Federal Funding Accountability and Transparency Act of 2006

CASE STUDY 6:**DEPARTMENT OF STATE****TOTAL SPENDING (FY2015-FY2019): \$182.2 MILLION****GUNS AND AMMUNITION: \$28.3 MILLION****EQUIPMENT: \$153.9 MILLION**

Mission: “lead America’s foreign policy through diplomacy, advocacy, and assistance by advancing the interests of the American people, their safety and economic prosperity.”

The State Department employs 1,215 law enforcement officers based within the domestic United States and employed at the Bureau of Diplomatic Security (DS). This number does not include foreign-based special agents and contractors for security overseas. (source: Bureau of Justice Statistics 2016)

Bureau of Diplomatic Security special agents protect the Secretary of State, U.S. ambassador to the United Nations, and visiting foreign dignitaries. Every diplomatic mission in the world operates under a security program designed and maintained by Diplomatic Security, in 31 U.S. cities and more than 160 foreign countries.

Since FY2006, the State Department spent **\$438,840,913** million on guns, ammunition and military-style equipment (inflation adjusted).

BREAKDOWN OF SPENDING BY YEAR (FY2006-FY2019)

YEAR	FEDERAL FUNDING (NOMINAL DOLLARS)	FEDERAL FUNDING (INFLATION ADJUSTED DOLLARS)	YEAR	FEDERAL FUNDING (NOMINAL DOLLARS)	FEDERAL FUNDING (INFLATION ADJUSTED DOLLARS)
2006	\$11,536,214	\$14,839,374	2014	\$45,741,442	\$49,302,700
2007	\$17,042,730	\$21,234,569	2015	\$36,923,557	\$39,163,832
2008	\$15,637,919	\$18,944,317	2016	\$40,715,068	\$43,133,628
2009	\$17,488,374	\$20,400,599	2017	\$45,217,848	\$47,307,804
2010	\$24,571,743	\$28,761,304	2018	\$24,872,351	\$25,479,236
2011	\$34,307,968	\$39,509,629	2019	\$34,430,591	\$34,430,591
2012	\$14,787,369	\$16,507,737	TOTALS	\$399,686,693	\$438,840,813
2013	\$36,413,519	\$39,825,493			

Source: Federal Funding Accountability and Transparency Act of 2006
Inflation adjustment from Bureau of Labor Statistics (consumer price index)

DEPARTMENT OF STATE BREAKDOWN OF SPENDING BY PRODUCT SERVICE CODE (FY2015-FY2019)

PRODUCT SERVICE CODE	FEDERAL FUNDING
TACTICAL SETS, KITS, AND OUTFITS	\$72,305,112
ARMOR, PERSONAL	\$36,417,979
ARMAMENT TRAINING DEVICES	\$24,824,119
NIGHT VISION EQUIPMENT, EMITTED AND REFLECTED RADIATION	\$11,643,048
AMMUNITION, THROUGH 30MM	\$9,089,526
MISCELLANEOUS AMMUNITION	\$8,182,262
GUNS, THROUGH 30MM	\$4,375,174
AMMUNITION, OVER 125MM	\$4,076,943
UNMANNED AIRCRAFT	\$4,001,036
MISCELLANEOUS WEAPONS	\$2,371,818
CARTRIDGE AND PROPELLANT ACTUATED DEVICES AND COMPONENTS	\$1,990,423
ELECTRONIC COUNTERMEASURES, COUNTER-COUNTERMEASURES AND QUICK REACTION CAPABILITY EQUIPMENT	\$1,171,800
CAMOUFLAGE AND DECEPTION EQUIPMENT	\$525,800
CHEMICAL WEAPONS AND EQUIPMENT	\$326,767
SPECIALIZED AMMUNITION HANDLING AND SERVICING EQUIPMENT	\$242,753
WEAPONS MAINTENANCE AND REPAIR SHOP SPECIALIZED EQUIPMENT	\$221,809
ASSEMBLIES INTERCHANGEABLE BETWEEN WEAPONS IN TWO OR MORE CLASSES	\$173,747
AMMUNITION, OVER 30MM UP TO 75MM	\$116,837
MAINT/REPAIR/REBUILD OF EQUIPMENT- WEAPONS	\$27,301
GUNS, OVER 30MM UP TO 75MM	\$26,241
GUNS, OVER 300MM	\$14,359
AIRCRAFT GUNNERY FIRE CONTROL COMPONENTS	\$13,766
UNDERWATER MINE AND COMPONENTS, INERT	\$13,247
MILITARY CHEMICAL AGENTS	\$7,551

Source: Federal Funding Accountability and Transparency Act of 2006



TOP 3 INDIVIDUAL AWARD TRANSACTIONS:

Personal protective equipment to Pakistan to support the national government police force: **\$24 MILLION**



WHAT GUNS, AMMUNITION AND MILITARY-STYLE EQUIPMENT DID STATE PURCHASE? (FY2006-FY2019)



9mm Pistols



Beretta Guns & Parts



.223 Rifle & Ammunition



Remington 870 Shotgun



A4 Rifle



A2 Guns



AR-10T .308 Militarized Rifle



Colt M4



Colt SMG 9mm



Colt M4A1 Rifle



Glock Conversion Kit



Smoke Grenades



Red Gun Training Kits



Pistol Holder



M134D Armament System



Ballistic Nylon Belts



Military Bulletproof Vest



Body Armor



Bullet Proof Vests



Armor Vest



Ballistic Shield



Rifle Plates



Target Pointer



Military Goggles



Binoculars



Night Vision Goggles



Monoculars



Baton Caps & Holders

***Additional Items:** Base Security Training • Pepperball Equip. • Bodyguards Team Lodging • Ballistic Vest • 14' Barrel • Kits Blackhawk Dynamic Entry • Tactical Interdiction Kit • Tactical Equipment • Boat Accessories and Parts • 5.56mm Ball Ammo • Camo Clothes and Field Equipment • Armament Training • Armor Vehicles • Armored Car Services • Armored Front Door Glass • Armoring Service for Government Vehicles • Plates • Helmets • Panels • Black Powder • Blueguns, Concealable Vests, Flash Bangs, Defensive Tactics Training Equipment, Explosives, Firearm Training Simulators, .40mm Rifled Launchers, Handcuffs • Black Jungle Boots • K3 Light Machine Guns • Long Range Thermal Imager • Armored Vehicle • Sniper Rifles • MPG Grenades, Bomb Disposal Kits • Crowd Control Equipment • Bomb Suits • Metal Detectors • Paintball Equipment • Undercover Equipment • Riot Helmets • Narcotic Test Kits • Remote Firing Devices • Heat Shields • Bullard Thermal Imager • Gunlocks • LED Tactical Flashlights • Steel Strike Force Plates • Enhanced Three Day Assault Pack • Russian AKM47 Rifles, Shin Guards • SIG Sauer P229 9M Pistols, Silhouette Targets • Sniper Weapons Systems • Small Arms Training Simulators • Specific HighThreat Kit • Stab Resistant Vests • Stun Grenades • Surveillance Equipment • Tactical Equipment • Rappelling Harness • Thigh holsters • M24 Weapons • Shooting Simulators • Tear Gas Grenades and Launching Equipment for Protection of Embassies • Thermal Imaging Cameras • Ballistic Blankets • Waterproof Jackets • Knives • and much, much more...

PLEASE CONSIDER MAKING A GIFT TODAY!

JOIN THE TRANSPARENCY REVOLUTION!

NAME _____ EMAIL _____

MAILING ADDRESS LINE 1 _____ MAILING ADDRESS LINE 2 _____

CITY _____ STATE _____ ZIP _____

GIFT AMOUNT \$150 \$500
 \$250 \$750
 \$1,000 - \$4,999 - TRANSPARENCY CIRCLE _____

CHECK ENCLOSED
Payable to **American Transparency**
200 S Frontage Rd., Ste.106, Burr Ridge, IL 60527

CREDIT CARD
(Visa, MC, AmEx, or DSC)

NAME ON CARD _____

CARD NUMBER _____ EXP. DATE _____

CVV CODE _____ SIGNATURE _____

OR DONATE ONLINE


[OPENTHEBOOKS.COM/DONATE](https://openthebooks.com/donate)

American Transparency is an IRS recognized 501(c)(3) public charity, and donations are tax deductible. We are a nonprofit, nonpartisan organization dedicated to capturing "every dime" taxed and spent at every level of government.

MORE DONATIONS = MORE INVESTIGATIONS

PREVIOUS OVERSIGHT


AVAILABLE AT [OPENTHEBOOKS.COM](https://openthebooks.com)



IMPROPER PAYMENTS
Analyzing \$2.3 Trillion Mistakenly Spent By The U.S. Government Since 2004




[VIEW REPORT](#)



WHERE'S THE PORK?
Mapping \$2.3 Trillion in Federal Grants (FY2017–FY2019)




[VIEW REPORT](#)



PROGRAM 1033:
\$1.8 Billion In Military Gear Transferred To 8,200 Local Police Agencies



[VIEW REPORT](#)



THE FEDERAL GOVERNMENT'S USE-IT-OR-LOSE-IT SPENDING SPREE




[VIEW REPORT](#)



CONGRESSIONAL MEMBERSHIP HAS ITS PRIVILEGES
Salaries, Pensions, Travel & Other Taxpayer-Funded Perks



[VIEW REPORT](#)



THE CONGRESSIONAL FAVOR FACTORY: Legalized pay-to-play



[VIEW REPORT](#)

ABOUT AMERICAN TRANSPARENCY

OPENTHEBOOKS.COM
EVERY DIME. ONLINE. IN REAL TIME.

We are the world's largest private database of public-sector expenditures. Captured \$6 trillion in public expenditures including all disclosed federal spending since 2001; 49 of 50 state checkbooks; and 23 million public employee salary and pension records from 50,000 public bodies across America.

Our aggressive transparency and forensic auditing has led to the assembly of grand juries, indictments, and successful prosecutions; congressional briefings, hearings, audits, subpoenas, and legislation; administrative and White House policy changes; and much more.

OUR WORKS HAVE BEEN FEATURED ON:



and many others.

In 2020...

The President's Budget To Congress FY2021 included a first-ever chapter, "Stopping Wasteful and Unnecessary Spending," which was inspired by our oversight report, *Where's The Pork? A Study of \$600 Billion In Federal Grants*. Media coverage included *USA Today*, *The Wall Street Journal*, and *FOX News*. Included in the President's Budget was our report, *Use-It-Or-Lose-It – How The Federal Government Spent \$97 Billion In September 2018*. The President committed to stopping this wasteful phenomenon. Also, the budget cited our report on the National Endowment of the Arts as the principle reason to eliminate the agency.

In 2019...

Our *Top 82 U.S. Non-Profit Hospitals: Quantifying Government Payments & Financial Assets* report launched on *FOX News' Tucker Carlson Tonight* and *USA TODAY*. This report backstopped President Trump's two executive orders on healthcare price transparency by showing that wealthy charitable non-profit healthcare providers and their CEO's were making big profits. Colorado Governor Jared Polis (D) also cited this data in his state of the state address while arguing for price reforms.

In 2018...

Open The Books' *Mapping The Swamp, A Study Of The Administrative State* Media report launched on *FOX News' Laura Ingraham Show* and directly led to Representative Judy Hice's (R-GA) legislation on pension and bonus transparency (H.R. 2612). Furthermore, we briefed the Executive Office of the President, Office of Management & Budget regarding our policy ideas to drain the swamp.

In 2017...

The Tax Cuts And Jobs Act 2017, passed into law and included a claw-back tax on Ivy League-style, excessive university endowments. The *Boston Globe* cited our *Ivy League, Inc.* oversight report as a catalyst for the legislative provision.

In 2016...

We exposed the \$20 million luxury-art procurement program at the Department of Veterans Affairs, which forced a public apology from the V.A. Secretary and the adoption of new rules to stop the abuse.

LEARN MORE AT
OPENTHEBOOKS.COM

IN RECOGNITION OF OUR TEAM:

Adam Andrzejewski,
Chief Executive
Officer & Founder,
authored this report.

Craig Mijares,
Chief Operating
Officer, assembled and
organized datasets.

Matthew Tyrmand,
Deputy Director at Large,
disseminated this report
to national media.

Madalen Strumpf,
Oversight Manager,
spearheaded our data
investigation.

Courtenay Lyons
Development Director

Sejzelle Erastus-Obilo,
Graphic Designer
& Media Associate,
designed the report.



