



**OpenTheBooks.com Presents**  
**HINSDALE TOWNSHIP HIGH SCHOOL DISTRICT 86**  
**HINSDALE CENTRAL & HINSDALE SOUTH**  
**SALARY REPORT**

**Adam Andrzejewski, Founder & Chairman**

**BACKGROUND:** *You can not complain about Washington, D.C. or your state capitol if you do not take the time to hold your local units of government accountable for their tax and spend decisions. Please use this report as a starting point to begin the process of asking questions and demanding answers of your elected officials. To learn more, go to our website at [www.openthebooks.com](http://www.openthebooks.com), or download our award winning mobile application, Open The Books- free for Apple and Droid devices.*

**OpenTheBooks.com Vision**

An America where any citizen can easily find virtually all information regarding how their Federal, State, and Local governments spend the taxpayers' money.

**OpenTheBooks.com Mission**

Our mission is to limit government power by placing "every dime online" of all government spending – Federal, State and Local – in an easy to access manner, empowering citizens to expose and curtail wasteful practices and ensure the more efficient allocation of government resources.

**How to use this report:**

Citizens need to engage with elected officials; start asking questions and demanding answers.

**About the Founder of OpenTheBooks.com:**

**Adam Andrzejewski** is an entrepreneur and chairman of nonprofit American Transparency. Mission: post "every dime, online" of all local, state, and federal government spending at OpenTheBooks.com & in award winning mobile app. *The Wall Street Journal* published Andrzejewski's editorial "Track Government Spending on Your Phone." John Stossel's special *Innovation Nation*, *USA Today*, *Investor's Business Daily*, *The Independent's*, HBO's Bill Maher, *Forbes*, *National Review*, *Washington Examiner*, *Sunlight Foundation*, *Chicago Tribune*, *Daily Herald* and many others have recently featured his work. Lives in Hinsdale, IL.

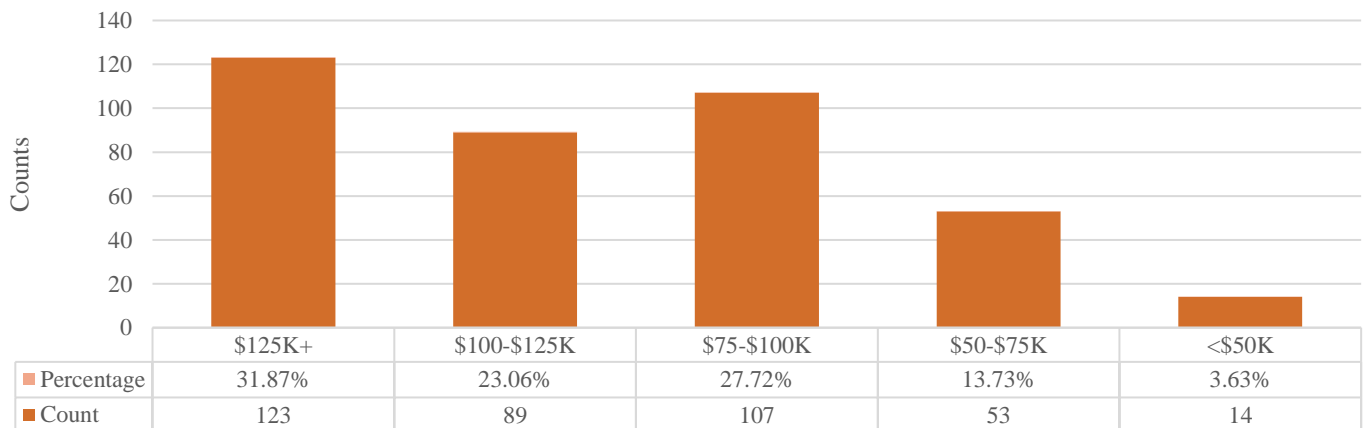
**LEARN MORE: DOWNLOAD FREE "OPEN THE BOOKS" MOBILE APP FOR APPLE AND DROID**

### Top Salaries

In the latest fiscal year available at OpenTheBooks.com, the Top 25 SALARIES are displayed below. These salaries represent only “pensionable” salary—the annual amount that figures into the eventual calculation of the employees retirement annuity. These figures are not total cost which includes perks & pension benefits

Year	Name	Salary	Title
2012	Wahl, Nicholas D	\$276,374	District Superintendent
2012	Matozzi, Michael R	\$188,444	Supervisory Dean
2012	Defalco, Joseph V	\$174,719	Special Education Teacher
2012	Feigh, Timothy J	\$169,643	Director
2012	Baker, Pamela J	\$168,797	High School Teacher
2012	McGrory, Michael A	\$167,372	High School Principal
2012	Kuchta, Frank A	\$165,742	High School Teacher
2012	Norman, Dean A	\$164,791	High School Teacher
2012	Begley, Joseph C	\$163,983	Staff Supervisor
2012	Jackson, David W	\$161,857	High School Teacher
2012	Richards, Patrick S	\$160,630	Staff Supervisor
2012	Guritz, Matthew R	\$160,302	Staff Supervisor
2012	Kalafut, Pamela S	\$158,509	High School Teacher
2012	Wirtz, Jeffrey A	\$158,124	Staff Supervisor
2012	Wanner, Mark W	\$157,949	High School Teacher
2012	Serwat, Leonard D	\$157,128	High School Teacher
2012	Waterman, Brian P	\$156,960	High School Principal
2012	Hoel, Paul K	\$156,909	Staff Supervisor
2012	Plantz, Barbara J	\$155,931	Social Worker
2012	Law, Bruce A	\$155,819	Assistant District Superintendent
2012	Anderson, David T	\$155,622	Staff Supervisor
2012	Patterson, Randall R	\$155,152	Special Education Teacher
2012	Hipskind, Alex N	\$154,356	High School Teacher
2012	King, Harold E	\$153,717	High School Teacher
2012	Crandell, James F	\$152,573	High School Teacher

### Salary Ranges

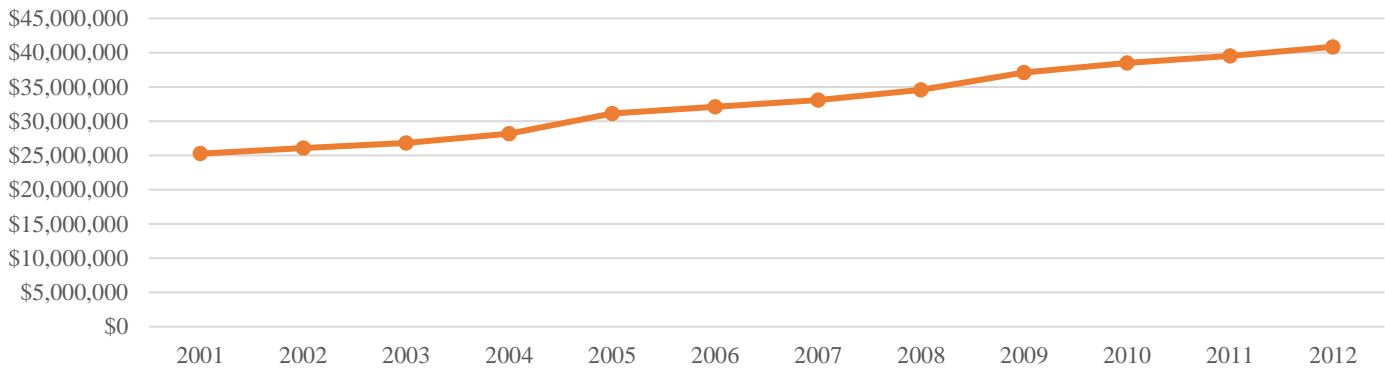


**Total Annual Salaries and Employee Counts**

Year	Count	Salary	% Change	CPI	
				% Change	Avg Salary
2012	386	\$40,858,312	3.25%	1.70%	\$105,851
2011	388	\$39,530,725	2.57%	3.00%	\$101,883
2010	379	\$38,516,444	3.63%	1.50%	\$101,627
2009	378	\$37,117,790	6.90%	2.70%	\$98,195
2008	377	\$34,558,046	4.23%	0.10%	\$91,666
2007	368	\$33,095,072	3.04%	4.08%	\$89,932
2006	372	\$32,087,620	3.04%	2.50%	\$86,257
2005	363	\$31,111,453	9.41%	3.40%	\$85,706
2004	348	\$28,183,743	4.85%	3.30%	\$80,988
2003	348	\$26,816,020	2.85%	1.90%	\$77,058
2002	333	\$26,052,705	3.05%	2.40%	\$78,236
2001	330	\$25,258,290	--	--	\$76,540
			46.82%	26.58%	

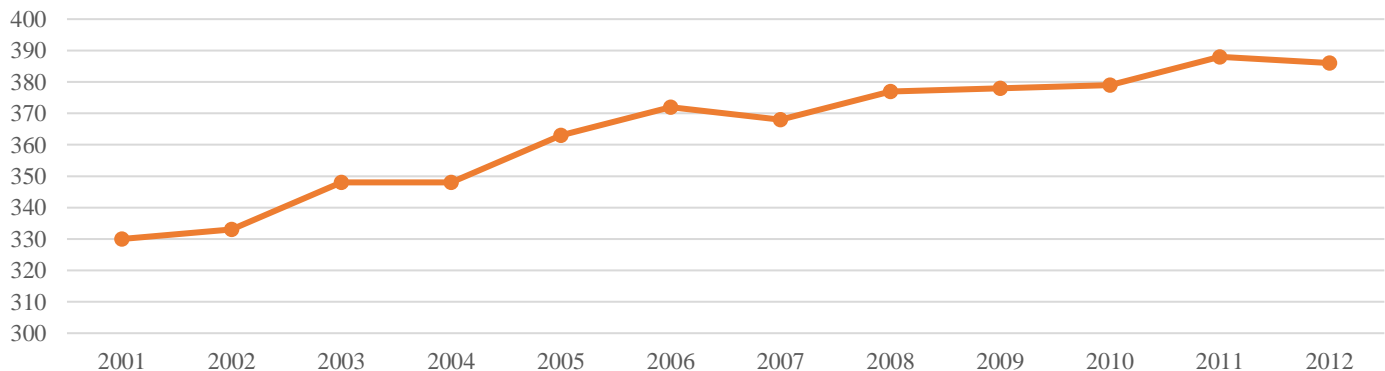
**FACT: Since 2002, Total Annual Salaries has increased by +76.15% over CPI**

**Total Annual Salaries**



**FACT: Since 2001, Total Annual Salaries have increased by \$15,600,022 or +61.76%**

**Total Employee Counts**



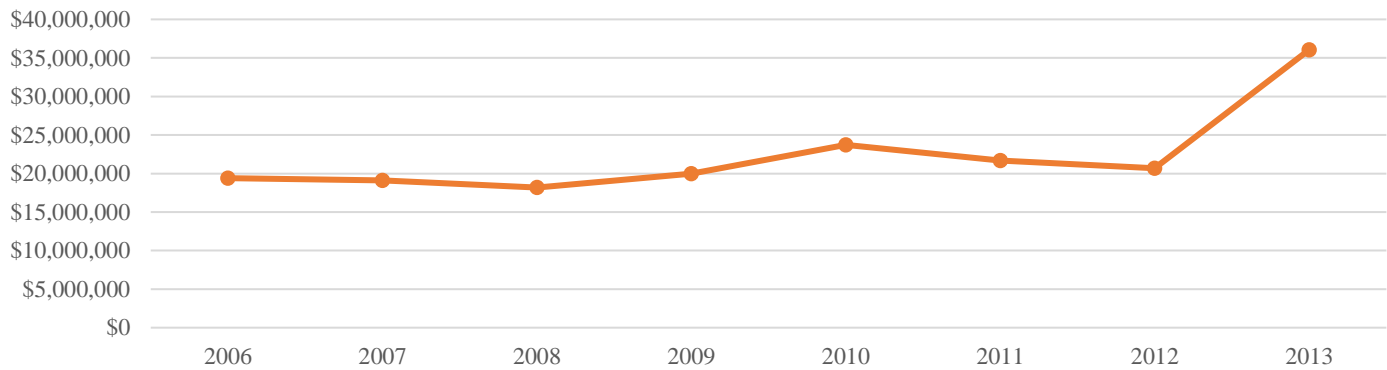
**FACT: Since 2001, Total Employee Counts have increased by 56 or +16.97%**

**Total Annual Vendor Amounts and Vendor Counts**

Year	Count	Amount	% Change	CPI	
				% Change	Avg Amount
2013	660	\$36,051,610	42.63%	1.50%	\$54,624
2012	662	\$20,682,668	-4.87%	1.70%	\$31,243
2011	689	\$21,690,778	-9.41%	3.00%	\$31,482
2010	680	\$23,730,892	15.89%	1.50%	\$34,898
2009	680	\$19,960,813	8.92%	2.70%	\$29,354
2008	635	\$18,180,686	-5.20%	0.10%	\$28,631
2007	654	\$19,125,857	-1.40%	4.08%	\$29,244
2006	619	\$19,394,309	--	--	\$31,332
			46.55%	14.58%	

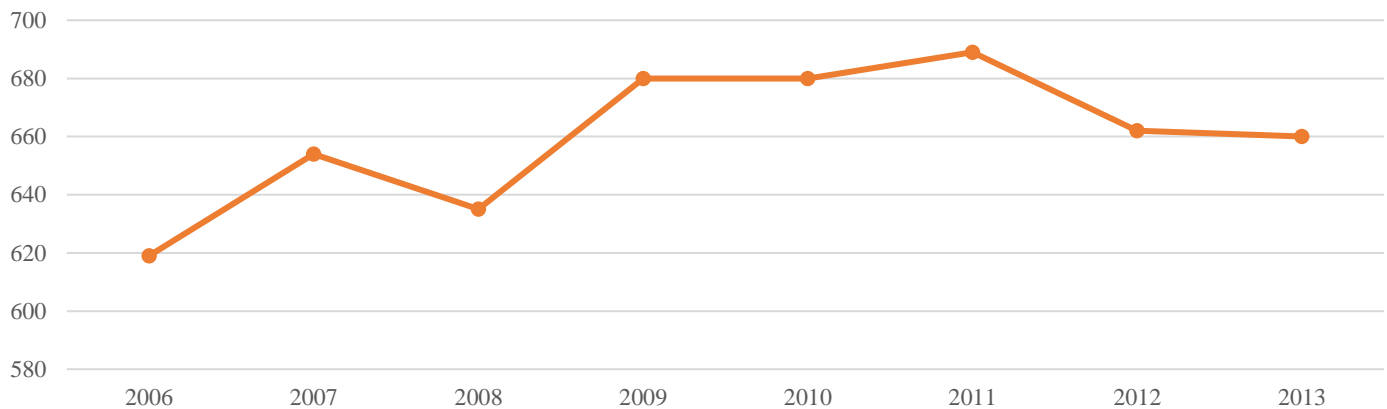
**FACT: Since 2007, Total Annual Vendor Spending has increased by +219.30% over CPI**

**Total Annual Vendor Amounts**



**FACT: Since 2006, Total Annual Vendor Amounts have increased by \$16,657,300 or +85.89%**

**Total Vendor Counts**



**FACT: Since 2006, Total Vendor Counts have increased by 41 or +6.62%**

### Top Vendors

In the latest fiscal year available at OpenTheBooks.com, the Top 25 VENDORS are displayed below with aggregate payments and displayed by largest to smallest.

Year	Name	Amount
2013	Gilbane Building Company	\$18,087,823
2013	Ladse	\$3,129,787
2013	First Student Inc.	\$1,071,641
2013	Gca Services Group	\$950,727
2013	Grand Prairie Transit	\$697,091
2013	First Student	\$554,258
2013	Perkins & Will	\$512,354
2013	Self	\$353,879
2013	Esic	\$310,024
2013	Midamerican Energy Company	\$290,492
2013	Peters & Associates, Inc.	\$284,570
2013	The Sonia Shankman Orthogenic School	\$282,031
2013	Hinsdale Twp Hs #86 Fsa	\$277,873
2013	Hewlett-packard Corporation	\$258,064
2013	Hinsdale Twp H S District 86	\$254,932
2013	Follett Virtual Bookstores	\$252,212
2013	Daoes - Technology Center Of Dupage	\$229,216
2013	*** Misc A/p Vendor ***	\$213,671
2013	Village Of Hinsdale	\$207,910
2013	Chase Equipment Finance, Inc.	\$202,291
2013	Glenoaks Therapeutic Day School	\$198,547
2013	Vanguard Energy Services, Llc	\$185,028
2013	Scariano, Himes And Petrarca	\$179,680
2013	Ameren Energy Marketing	\$164,411
2013	S.e.a.l. Of Illinois	\$130,748

### Vendor Spending Ranges

